



**AMERICAN  
MADE**




Century Series™  
**Holland Stone™**



Bethany Ledge Blend



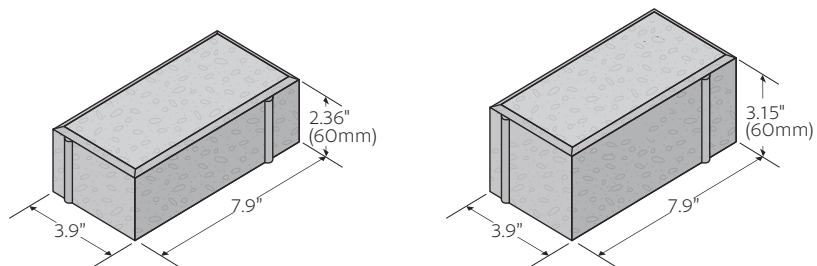
Harvest Blend



Mountain Blend



Timberwood Blend



SIZE	UNITS /SQ. FT.	SQ. FT. PALLET /STRAP	UNITS PALLET /STRAP	WEIGHT /PALLET
3.9" x 7.9" x 2.36" (60 MM)	4.6	116/19.4	540/90	3,122 LBS
3.9" x 7.9" x 3.15" (80 MM)	4.6	96/16	432/72	3,361 LBS

Take Holland Stone™ back in time with Century Series™. By tumbling the classic Holland Stone™ shape, you will add another dimension to your paving project. Century Series™ Holland Stone™ adds a softer, more comfortable feel to smaller spaces such as walkways and smaller backyard patios. Holland Stone™, always a classic choice.

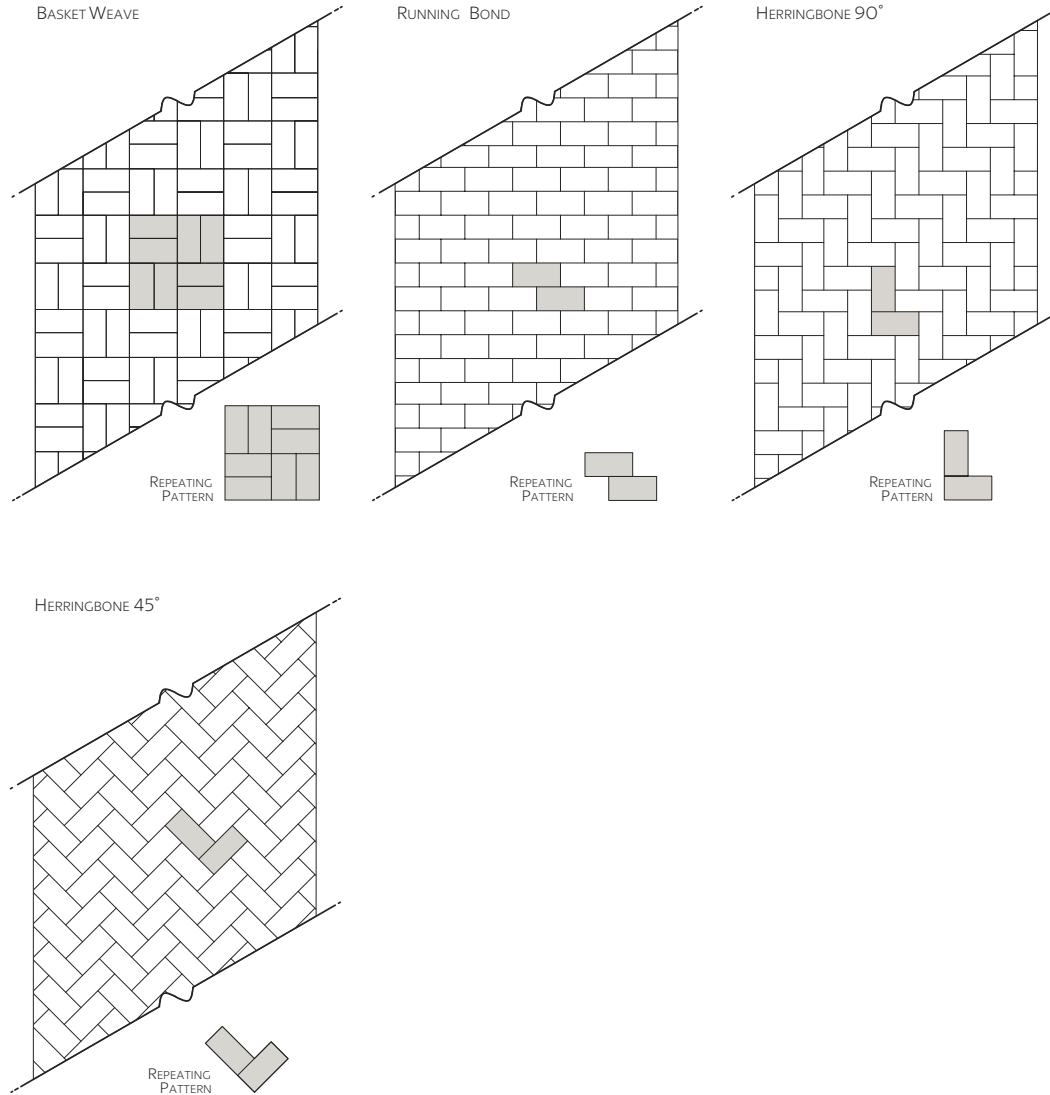


# Specifications

Holland Stone™ is produced using a “no-slump” concrete mix, made under extreme pressure and high frequency vibrations. Unit pavers will meet or exceed the requirements established in the ASTM C936 (standard specification for interlocking concrete paving units). Requirements of this standard include an average compressive strength of 8,000 psi, average absorption no greater than 5%.

**AMERICAN  
MADE**

## Laying Patterns



Available at:

**ROMANSTONE**  
HARDSCAPES®

[www.romanstone.com](http://www.romanstone.com)