



BELGARD
PAVES THE WAY™



BRANDS THAT BRING OUTDOOR LIVING TO LIFE

Together with our fellow Oldcastle® APG brands, we not only transform outdoor spaces, we transform the way families exist in those spaces. In the following pages, enjoy inspiration and resources for your own outdoor transformation, including ideas for pairing Belgard with other products to bring your outdoor vision to life.

A FAMILY OF BRANDS



MoistureShield
COMPOSITE DECKING



ECHELON




Techniseal

Barrette
OUTDOOR LIVING

Pebble
Technology



Oldcastle APG
A CRH COMPANY



ECHELON
EchelonMasonry.com

BELGARD
Belgard.com

PEBBLETEC
PebbleTec.com

TECHNISEAL
Techniseal.com

SAKRETE
Sakrete.com

BARRETTE OUTDOOR LIVING
BarretteOutdoorLiving.com

MOISTURESHIELD
MoistureShield.com

SHOP BY APPLICATION



12 PAVERS

Artisan.....	p. 16
Metropolitan.....	p. 18
Natural.....	p. 30
Heritage.....	p. 36
Environmental.....	p. 46
Porcelain.....	p. 52



62 WALLS

Metropolitan.....	p. 64
Natural.....	p. 68
Heritage.....	p. 74



82 CUSTOMIZE YOUR SPACE


Artforms™.....	p. 84
Elements.....	p. 86
Fire Features.....	p. 88
Caps & Coping.....	p. 98
Edgers & Steps.....	p. 104
Paver Protection & Restoration.....	p. 110
Lighting.....	p. 111



METROPOLITAN

Smooth finish. Straight lines.

Paversp. 18
 Wallsp. 64
 Artforms™ Panel Systemp. 84
 Features.....p. 88



NATURAL

Look of slate and worn stone. Sculpted.

Paversp. 30
 Wallsp. 68
 Features.....p. 90



HERITAGE

Tumbled. Soft edges. Split face.

Paversp. 36
 Wallsp. 74
 Features.....p. 92

SHOP BY *COLLECTIONS*

BY BELGARD®


Organized by texture and style, each collection offers coordinated looks that pair well together or can be mixed and matched for a unique design.



ENVIRONMENTAL

Permeable. Eco-friendly.

Paversp. 46



PORCELAIN

High-definition. Unbeatable durability.

Paversp. 52
Features.....p. 102



INTRODUCING
IN 2023

ARTISAN

Hand-tooled. Contemporary.



Get ready for an explosion of creativity with new and unique textures designed for elegant, contemporary outdoor living.

Paversp. 16

YOUR DREAMS NOW **A-REALITY.**

Picturing the perfect backyard has never been more simple.
Now with Augmented Reality functionality built right into
the Belgard Rooms platform, you can pick the top trending
designs and instantly bring it to life in your own backyard.


try it



BELGARD
ROOMS

BROUGHT TO YOU BY
BELGARD DESIGN STUDIO

SEE ROOMS COME TO LIFE
WITH ANIMATED TOURS



BELGARD®



ROOMS GALLERY

From cozy, rustic kitchens to modern, spacious living rooms, take a scroll through some of our favorite backyards. Download one of our existing plans to use as a complete guide or a starting foundation and take the first step toward that backyard you've been dreaming of.

Filter 0



Size



126 Rooms

Views: 30 100 All



Natural Firepit
Living Room 3C



Natural Firepit
Living Room 2A



Metropolitan Firepit
Living Room 2C



Metropolitan Kitchen
6A



Natural Dining Room
1A



Natural Kitchen
3B



SHOP BY ROOM

With over 100 designs to choose from, Belgard Rooms can help you plan the ideal backyard addition. Choose from a variety of room sizes, styles and design features. Each room is designed to work alone or seamlessly pair with other rooms within the portfolio. For total backyard transformations, browse our library of beautifully coordinated Multi-Room Spaces.

NEW CREATIVE SPACES



design tip



Composite decking is an excellent choice for adding beautiful built-in seating to outdoor rooms. Visit MoistureShield.com



2019
Whitefish, MT



2021
Newport, RI



2020
Hilton Head Island, SC



2018
Gig Harbor, WA

ROOM *to* DREAM

8 YEARS OF INSPIRING OUTDOOR
LIVING DREAMS TOGETHER

Our long-term sponsorship of the HGTV® Dream Home means collaborating with top design professionals to create trend-forward outdoor spaces that inspire millions of homeowners. **Visit Belgard.com/HGTVDreamHome**

HGTV, HGTV Dream Home, HGTV Dream Home Giveaway and their associated logos are trademarks of Discovery or its subsidiaries and affiliates. All rights reserved. Photos © 2023 Discovery or its subsidiaries and affiliates. All rights reserved.


HGTV
DREAM HOME
PROUD SPONSOR 2023



STAY TUNED

Scan to see this year's home set in the heart of the Rocky Mountain high country, Morris, Colorado. #backyardbyBelgard






TIDEPPOOL
Belgard's Colors of the Year



COLORS *OF THE* YEAR

Adorn your outdoor designs with Belgard's Colors of the Year. Harmonizing tones that intertwine elements of land and sea to enhance your space with a soothing sense of calmness.



SEAGRASS
Belgard's Colors of the Year





POST-INSTALL SEALANT
Adds 3-5 years of weather protection
Color enhancing options available

TRUECOLOR™
Inline factory-applied sealer enhances
resistance to stains & fading

DURAFUSION™
Fused layer of ultra-fine aggregates for
enhanced color, texture & durability

FOUNDATION MIX
High-performance layer of
fine to large aggregates

CORE MIX
High-quality mix of fine to medium
aggregates & integrated color

➔ VISIT Belgard.com/Quality
FOR MORE INFORMATION

QUALITY TO THE CORE

Belgard pavers are the most trusted on the market with top quality materials and color blends in every paving stone. Depending on your product selections, there are additional options that can further enhance your paver designs or increase the durability of your outdoor spaces.

ENHANCEMENT OPTIONS	LIFETIME LIMITED WARRANTY	DURABILITY	SUPERIOR STRENGTH	WITHSTAND FADING	WEATHER RESISTANCE	STAIN RESISTANCE	ENHANCED ABSORPTION PROTECTION	ENHANCED COLORS	LASTING TEXTURE
Color Boost Sealer <i>See page 110</i>		•		•	•		•	•	•
Wet Look Sealer <i>See page 110</i>		•		•	•		•	•	•
T2™ <i>TrueColor + DuraFusion</i>	•	•	•	•	•	•	•	•	•
TrueColor™	•	•		•	•	•	•	•	
DuraFusion™	•	•	•		•		•	•	•
Artisan Textures <i>See collection on page 14</i>	•	•							•
Foundation Mix	•	•							•
Core Mix	•	•							•



*Look
for this*

to find products that can
be easily installed together
with minimal waste.

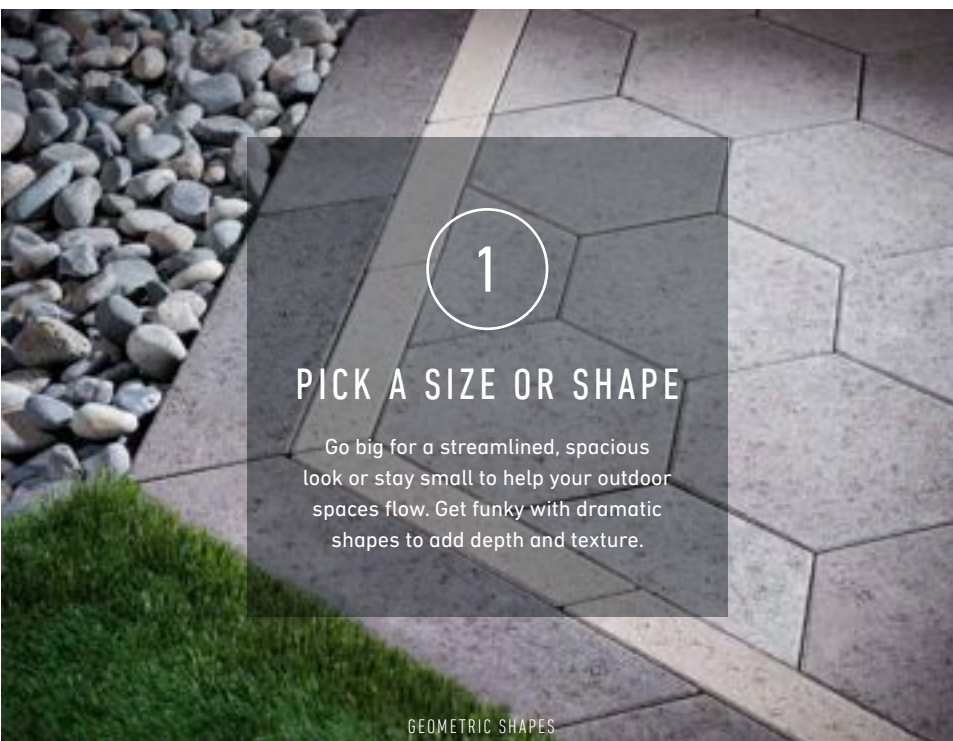


AN ARRAY OF COLORS, TEXTURES & SHAPES

DESIGNED TO PAIR EFFORTLESSLY TOGETHER

We've expanded our selections of modular pavers that are all designed in 3-inch increments to simplify the creation of custom outdoor spaces. Modular sizing provides a simpler design process, faster installation and less waste.

LARGE, SMALL & EVERYTHING IN-BETWEEN



1

PICK A SIZE OR SHAPE

Go big for a streamlined, spacious look or stay small to help your outdoor spaces flow. Get funky with dramatic shapes to add depth and texture.

GEOMETRIC SHAPES

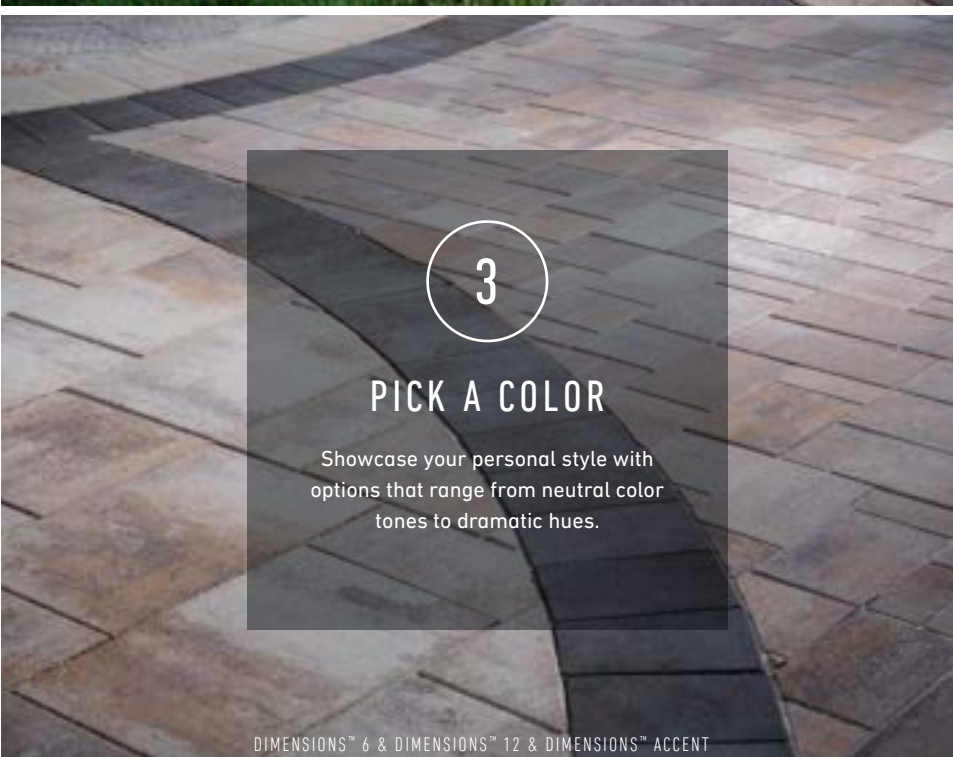


2

PICK A TEXTURE

Choose your favorite texture for your entire project. Smooth, natural, tufted or tumbled the options are limitless!

ORIGINS™ 12, ORIGINS™ ACCENTS & BROOKLYN PAVER

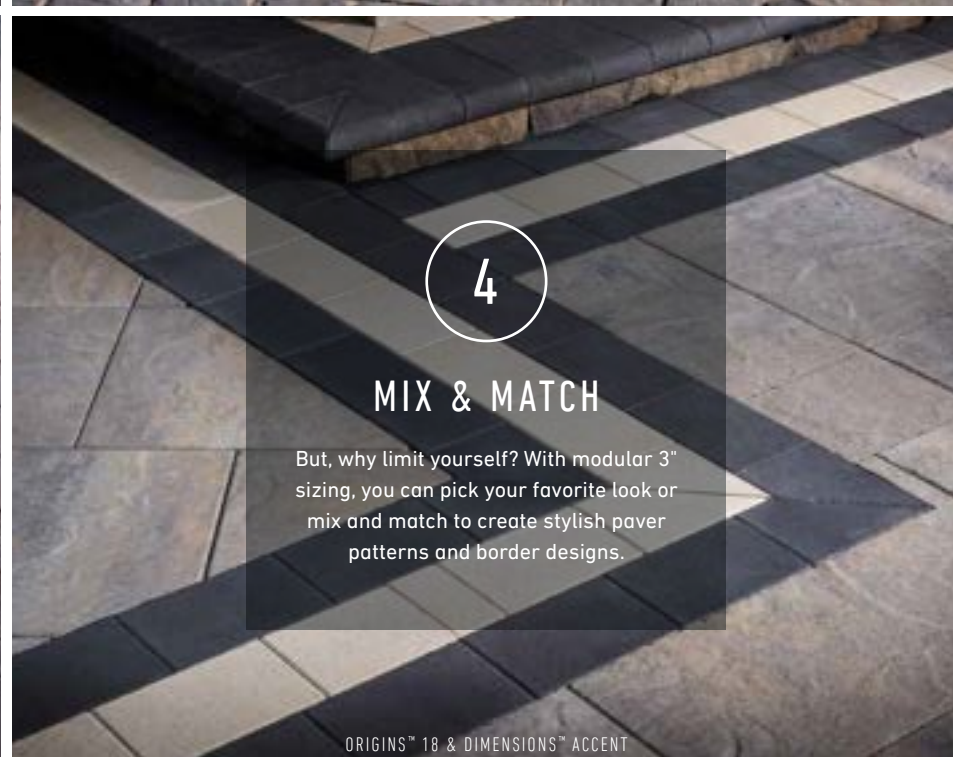


3

PICK A COLOR

Showcase your personal style with options that range from neutral color tones to dramatic hues.

DIMENSIONS™ 6 & DIMENSIONS™ 12 & DIMENSIONS™ ACCENT



4

MIX & MATCH

But, why limit yourself? With modular 3" sizing, you can pick your favorite look or mix and match to create stylish paver patterns and border designs.

ORIGINS™ 18 & DIMENSIONS™ ACCENT



ARTISAN

16
Basalt™

METROPOLITAN

18
Dimensions™

20
Dimensions™ Slab

22
Dimensions™ Accent

24
Geometric Shapes

26
Melville™ Plank

28
Melville™ Slab

NATURAL

30
Mega-Arbel®

32
Origins™

34
Origins™ Accent

HERITAGE

36
Belgian Cobble®

38
Brooklyn™

40
Charlestone™

42
Dublin Cobble®

44
Holland Stone

ENVIRONMENTAL

46
Aqua Roc™ I

48
Turfstone™

50
Urbana® Stone

PORCELAIN

52
Glocal

54
Foundation™

55
Genoa™

56
Noon

58
Quarziti 2.0

60
Verona™

LEGEND



UNIFORM
APPEARANCE



SLIGHT
VARIATION



MODERATE
VARIATION



SUBSTANTIAL
VARIATION



LOW SOLAR HEAT
ABSORPTION



MODULAR
SIZING



TRUECOLOR™



DURAFUSION™



T2™

slate • smooth • tumbled



PAVERS

INTRODUCING IN 2023


ARTISAN
COLLECTION **A**



Basalt™



Textiles™



Papyrus™



Empire™



ARTISAN
COLLECTION **A**



TRUECOLOR™
Pre-Sealed Promise

*Please refer to page 9
for more information.*

NEW



BASALT™
SLAB / 60MM




18 x 36



 BLACK DIAMOND



 SCANDINA GRAY





METROPOLITAN
COLLECTION



TRUECOLOR™
Pre-Sealed Promise
Please refer to page 9
for more information.



DURAFUSION™
Unmatched Durability
Please refer to page 9 for
more information.

 **DIMENSIONS™**
3-PIECE SYSTEM / 60MM



Dimensions 6

3 x 6
6 x 6
6 x 9

Dimensions 12

6 x 12
12 x 12
12 x 18

Dimensions 18

9 x 18
18 x 18
18 x 27



Dimensions 18

DURAFUSION COLORS




 DANVILLE BEIGE
Available in Dimensions 12 & 18



 COTSWOLD MIST
Available in Dimensions 12 & 18



 CHESWICK
Available in Dimensions 12 & 18



 NEWPORT GRAY
Available in Dimensions 12 & 18



Dimensions 6

TRUECOLOR COLORS



 AMBER BEIGE




 ARCTIC WHITE



 BLACK DIAMOND
Available in Dimensions 6 only



 GALWAY



 SCANDINA GRAY




 **TRUECOLOR™**
Pre-Sealed Promise
*Please refer to page 9
for more information.*

 **DURAFUSION™**
Unmatched Durability
*Please refer to page 9 for
more information.*



DIMENSIONS™ SLAB

SLAB / 60MM



12 x 24

24 x 24


24 x 36

18 x 36



Dimensions 24 x 24

DURAFUSION COLORS - 12 X 24, 24 X 24, 24 X 36




 **CHESWICK**




 **FOUNDRY**



 **LINEN**



 **NEWPORT GRAY**



Dimensions 24 x 36


TRUECOLOR COLORS - 18 X 36




 AMBER BEIGE



 ARCTIC WHITE



 GALWAY



 SCANDINA GRAY





*Please refer to page 9
for more information.*



*Please refer to page 9
for more information.*



DIMENSIONS™ ACCENT

ACCENT / 60MM



3 x 9

6 x 9

DURAFUSION COLORS



MIDNIGHT

Available in 6 x 9 only



MOONLIGHT

Available in 6 x 9 only



RUSSETT

Available in 6 x 9 only



DIMENSIONS™ ACCENT

TRUECOLOR COLORS



 ARCTIC WHITE



 BLACK DIAMOND



 SCANDINA GRAY




TRUCOLOR™
 Pre-Sealed Promise
*Please refer to page 9
 for more information.*



GEOMETRIC SHAPES

PAVER / 60MM



10²/₅ x 12

2²/₅ x 13¹/₂


12 x 12

6 x 18

6 x 18



 ARCTIC WHITE



 BLACK DIAMOND



 SCANDINA GRAY





DURAFUSION™
Unmatched Durability

*Please refer to page 9 for
more information.*

MELVILLE™

PLANK / 60MM



7½ x 19¹¹/₁₆

7½ x 15³/₄

7½ x 11¹³/₁₆



 MIDNIGHT



 MOONLIGHT



 NEWPORT GRAY







 **DURAFUSION™**
 Unmatched Durability
Please refer to page 9 for more information.

SPECIAL ORDER

MELVILLE™

SLAB / 80MM



**Only available in accent colors*



 **ASPEN**



 **COTSWOLD MIST**



 **NEWPORT GRAY**



 **MOONLIGHT ACCENT**



 **MIDNIGHT ACCENT**

15 x 7½

15 x 15

15 x 22

15 x 7½*

FINISH YOUR SPACE

For a cohesive look, add finishing touches to your space with these products that coordinate with the **Metropolitan Collection**. *Rendered by Belgard Design Studio*

MELVILLE™
FIREPLACE
PAGE 88

ARTFORMS™
PAGE 84

BARRETTE OUTDOOR LIVING®
ALUMINUM PERGOLA
BarretteOutdoorLiving.com

MOISTURESHIELD® MERIDIAN™
COMPOSITE DECKING
MoistureShield.com/Meridian

PEBBLETEC®
FIRE BOWL
PebbleTec.com


MELVILLE™ WALL AND CAP
PAGE 66

TRU-SCAPES®
MODERN PATH LIGHT
PAGE 111

 TRUECOLOR™
Pre-Sealed Promise
*Please refer to page 9
for more information.*

MEGA-ARBEL®

PAVER / 60MM



 ASPEN BLEND




 BRITTANY BEIGE



 RIO

HGTV
DREAM HOME
PROUD SPONSOR 2023



Belgard.com/HGTVdreamhome



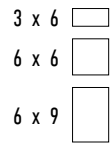



ORIGINS™

3-PIECE SYSTEM / 60MM



Origins 6



Origins 12

6 x 12 12 x 12 12 x 18

Origins 18

9 x 18 18 x 18 18 x 27 

DURAFUSION COLORS



 ASPEN
Available in Origins 12 & 18



 COTSWOLD MIST
Available in Origins 12 & 18



 DANVILLE BEIGE
Available in Origins 12 & 18



Origins 6

TRUECOLOR COLORS

**Swatch represents product color only, not surface texture.*



 ASPEN



 BARDSTOWN



 BLACK DIAMOND*
Available in Origins 6 only



 BRITTANY BEIGE



 RIO






 **DURAFUSION™**
Unmatched Durability
*Please refer to page 9 for
more information.*



ORIGINS™ ACCENT

ACCENT / 60MM



 **MIDNIGHT**



 **RUSSETT**

6 x 9

FINISH YOUR SPACE

For a cohesive look, add finishing touches to your space with these products that coordinate with the **Natural Collection**. *Rendered by Belgard Design Studio*

**BARRETTE OUTDOOR LIVING®
SANIBEL DECORATIVE SCREEN PANELS**
BarretteOutdoorLiving.com

**MOISTURESHIELD® ELEVATE™
COMPOSITE DECKING**
MoistureShield.com/Elevate

**ELEMENTS™
GRILL & DOORS**
PAGE 86

LANDINGS™ STEP
PAGE 108

**TRU-SCAPES®
PAVER LIGHTS**
PAGE 111

**ASHLAR TANDEM™
WALL & CAP**
PAGE 68





PERMEABLE
OPTION
*with larger joints, proper
base and joint material.*

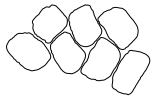


BELGIAN COBBLE[®]

PAVER / 60MM



VARIABLE x 23%



BARKWOOD




MIDNIGHT




MOONLIGHT

design tip

 We recommend NOCO[™]
Polymeric Joint Sand for this
product. See page 110



 T2™
TrueColor + DuraFusion
*Please refer to page 9 for
more information.*

  **BROOKLYN™**
PAVER / 60MM



3 x 9



 MIDNIGHT



 ROSEWOOD




TRUECOLOR™
 Pre-Sealed Promise
*Please refer to page 9
 for more information.*

NEW



CHARLESTONE™

PAVER / 60MM



6 x 6

6 x 9

6 x 12


**Swatch represents product color only, not surface texture*



 **BLACK DIAMOND***




 **BRITTANY BEIGE***



 **FOUNDRY***



 **GALWAY***





design tip



Create a sense of tranquility by enhancing your space with SEAGRASS, one of Belgard's Colors of the Year. See page 8

DUBLIN COBBLE[®]

PAVER / 60MM



3 x 6

6 x 6

6 x 9



ASPEN BLEND



FOSSIL BEIGE



BLACK DIAMOND







TRUCOLOR™
Pre-Sealed Promise


*Please refer to page 9 for
more information.*

HOLLAND STONE

PAVER / 60MM



 BURNT AMBER



 BLACK DIAMOND

4 x 8

FINISH YOUR SPACE

For a cohesive look, add finishing touches to your space with these products that coordinate with the **Heritage Collection**. *Rendered by Belgard Design Studio*

BARRETTE OUTDOOR LIVING®
VINYL PICKET FENCING
BarretteOutdoorLiving.com

MOISTURESHIELD® VISION™
COMPOSITE DECKING
MoistureShield.com/Vision

DIAMOND® 9D
WALL & CAP
PAGE 74

MARINA™ COPING
PAGE 100

WESTON STONE™
FIRE PIT
PAGE 96



TRUECOLOR™
Pre-Sealed Promise*Please refer to page 9
for more information.*

AQUA ROC™ I

PERMEABLE PAVER



4 ½ x 9

**Swatch represents product color only, not surface texture*

BURNT AMBER*



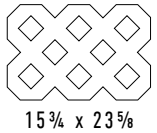
CHARCOAL





TURFSTONE™

PERMEABLE PAVER



15% x 23%



GREY





design tip

We recommend HP NextGel™ Polymeric Sand for non-permeable applications of this product. **See page 110**



TRUECOLOR™
Pre-Sealed Promise

Please refer to page 9
for more information.

URBANA® STONE

PAVER / 60MM



3 3/4" x 7 3/4"

7 3/4" x 7 3/4"

7 3/4" x 11 3/4"



 ASPEN BLEND



 BRITTANY BEIGE



 NEWPORT GRAY



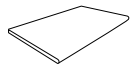
GLOCAL

CONCRETE FINISH



MIRAGE
Porcelain Design Sustainability

**Special order sizes only*



UNICO

24
x 24

24 x 48


36 x 36*

48 x 48*



v2 CLEAR
GC 01


Not Available in 36 x 36



v2 IDEAL
GC 03



v2 TYPE
GC 04



v2 CLASSIC
GC 05





FOUNDATION™

CONCRETE FINISH



 AMBER BEIGE



 SCANDINA GRAY

24 x 24

GENOA™

STONE FINISH



 BLANCO



 CREMA

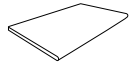
12
x
24

24 x 24



NOON

WOOD FINISH



UNICO

8
x
4812
x
48

MIRAGE
Porcelain · Design · Sustainability



DAYLIGHT
NN 01 ST



EMBER
NN 02 ST



HONEY
NN 03 ST





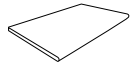
QUARZITI 2.0

STONE FINISH



MIRAGE
Porcelain Design Sustainability

**Special order sizes only*



UNICO

12 x 24*

24 x 36*

24 x 24

24 x 48



v3 **GLACIER**
QR 01 NAT




v3 **MOUNTAINS**
QR 02 NAT



v3 **WATERFALL**
QR 03 NA



v3 **RIVER**
QR 04 NAT







VERONA™

STONE FINISH



MIRAGE®
Porcelain. Design. Sustainability.

**Unico available in Blue Stone and Platinum*



v3 BLUE STONE
VR 01 ST



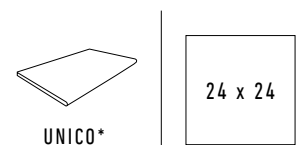
v3 PLATINUM
VR 04 ST



v3 TAOS
VR 02 ST



v4 YUKON
VR 03 ST



FINISH YOUR SPACE

For a cohesive look, add finishing touches to your space with these products that coordinate with the **Porcelain Collection**. *Rendered by Belgard Design Studio*

**BARRETTE OUTDOOR LIVING®
MIXED MATERIAL FENCING**
BarretteOutdoorLiving.com

PORCELAIN VENEER
Belgard.com/Veneer

**PEBBLETEC®
WATER FEATURES**
PebbleTec.com

PEBBLETEC® POOL FINISHES
PebbleTec.com

UNICO COPING
PAGE 102

**MOISTURESHIELD® MERIDIAN™
COMPOSITE DECKING**
MoistureShield.com/Meridian





METROPOLITAN

64
Melville Tandem™

66
Melville™ Wall

NATURAL

68
Ashlar Tandem™

70
Brisa® Wall

72
Lamina Tandem™

HERITAGE

74
Diamond® 9D

76
Diamond Pro®

78
Sterling®

80
Weston Stone™
3-Piece & Universal

Belgard wall products are backed by the industry's foremost team of experts in the manufacture, design, installation, and maintenance of wall systems.



freestanding • retaining • garden



WALLS

METROPOLITAN
COLLECTION 

MELVILLE TANDEM™

FREESTANDING / RETAINING WALL



PEWTER

H x W x D



7 x 13³/₁₆ x 2⁵/₈



7 x 15¹³/₁₆ x 2⁵/₈



7 x 18⁷/₁₆ x 2⁵/₈



3¹/₄ x 24 x 15
Cap

See construction pieces on page 126

○ — MELVILLE™ WALL CAP



design tip



Integrate the coordinating cap block throughout the wall for a multi-dimensional look.

MELVILLE™ WALL


FREESTANDING / RETAINING WALL



ARCTIC WHITE



MIDNIGHT



SCANDINA GRAY

H x W x D



4 x 20 x 10



2 x 20 x 13*

**Can be used as cap and/or wall block*



NATURAL
COLLECTION 

ASHLAR TANDEM™

FREESTANDING / RETAINING WALL



PEWTER



SHELBY BLEND

H x W x D



$7 \times 13\frac{3}{16} \times 2\frac{5}{8}$



$7 \times 15\frac{13}{16} \times 2\frac{5}{8}$



$7 \times 18\frac{7}{16} \times 2\frac{5}{8}$



$3\frac{1}{4} \times 24 \times 15$
Cap

See construction pieces on page 124



design tip



Enliven your outdoor space with a splash of TIDEPOOL, one of Belgard's Colors of the Year. See page 8

BRISA® WALL

FREESTANDING / RETAINING WALL



HERITAGE



MOONLIGHT




NEWPORT GRAY

H x W x D



6 x 6 x 5



6 x 10 x 5




6 x 16 x 5

Freestanding



6 x 6 x 8



6 x 10 x 8



6 x 16 x 8

Retaining



3 x 8 x 13 1/2

Cap

See corner and construction pieces on page 124

COORDINATING CORNER AND
COLUMN AVAILABLE



design tip



Illuminate your space
with hardscape and
landscape lights.
See page 111

LAMINA TANDEM™

FREESTANDING / RETAINING WALL

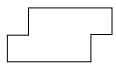


PEWTER



SIENNA BLEND

H x W x D




7 x 13³/₁₆ x 2⁵/₁₆



7 x 15¹³/₁₆ x 2⁵/₁₆



7 x 18⁷/₁₆ x 2⁵/₁₆



3¹/₄ x 24 x 15
Cap

See construction pieces on page 126



DIAMOND® 9D

3-PIECE FREESTANDING / RETAINING WALL



BRITTANY BEIGE



OXFORD



VANILLA BEIGE

H x W x D



3 x 4 x 9



6 x 12 x 9



6 x 15 1/4 x 9



6 x 9 x 9



6 x 10 x 9



6 x 17 1/4 x 9



3 x 18 x 13

XL Cap

Freestanding

Retaining

See corner and construction pieces on page 125



DIAMOND PRO[®]

STRAIGHT FACE

RETAINING WALL



**Swatch represents product color only, not surface texture*




BUFF*



GRAY



CAROLINA BLEND*



CHARCOAL



MERRIAM BLEND

H x W x D



8 x 18 x 12



4 x 18 x 10 1/2
Cap

See corner and construction pieces on page 125



design tip




This unique block can also be split to make column & corner units with easy-to-locate score lines.

STERLING®

FREESTANDING / RETAINING WALL / COLUMN



BRITTANY BEIGE



OXFORD

H x W x D



6 x 17 $\frac{3}{4}$ x 12



3 x 18 x 13
XL Cap

See corner and construction pieces on page 127



WESTON STONE™

3-PIECE & UNIVERSAL

FREESTANDING / RETAINING WALL



ASPEN BLEND



BRITTANY BEIGE



BLACK DIAMOND

H x W x D



4 x 8 x 8



4 x 12 x 8



4 x 16 x 8



4 x 12 x 8

2 3/8 x 10 1/2 x 10 1/2
Cap

See page 96 for Weston Stone Fire Pit Kit.





ARTFORMS™ MODULAR PANEL SYSTEM

84

OUTDOOR KITCHENS & FIRE FEATURES

86

Elements™ Appliances & Accessories

88

Melville™ Series

90

Bordeaux™ Series

92

Brighton™ Series

94

Bristol™ Series

96

Weston Stone™
Fire Pit Kit

CAPS & COPING

98

Konza Caps

100

Marina™ Coping

102

Unico Coping

EDGERS

104

Anglia Edger®

STEPS

106

Granika Step®

108

Landings™ Step Unit

PAVER RESTORATION

110

LIGHTING

111


accents • features • accessories



CUSTOMIZE YOUR SPACE

HGTV
DREAM HOME
 PROUD SPONSOR 2023
[Beltgard.com/HGTVdreamhome](http://Belgard.com/HGTVdreamhome)

NEW **ARTFORMS™**
 MODULAR PANEL SYSTEM



6 x 36


18 x 36

Artforms simplifies the design of contemporary outdoor living spaces. This unique modular panel system offers sleek lines and rich color blends to create eye-catching outdoor kitchens and limitless outdoor living features.

VISIT Beltgard.com/Artforms
 FOR MORE INSPIRATION

9 DESIGN IDEAS USING ONLY 2 PALLETS*

Two modular panel sizes can create a myriad of outdoor living solutions, offering quicker install without sacrificing style.



ROCKLAND BLACK
Available in 6 x 36 only



SCANDINA GRAY

design tip



For more project ideas download our Artforms™ Idea Book.

*one size per pallet



ELEMENTS

Outdoor Essentials for Belgard

Complete your project with essential finishing touches designed to work seamlessly with a variety of Belgard products. Elements enhance both beauty and functionality for better outdoor living.



OUTDOOR COOKING



32" Built-in Grill



40" Built-in Grill



Built-in Oven



Single Side Burner



Double Side Burner

design tip



Download our Idea Book for design ideas creating outdoor kitchens and living rooms using Artforms™ and Elements™ Outdoor Essentials.



OUTDOOR KITCHEN STORAGE



Double Access Doors



Double Drawers



Deluxe Compact Refrigerator

OUTDOOR BAR & SINK



Drop-in Sink



Beverage & Prep Station



Farmhouse Sink

OUTDOOR ACCESSORIES



Rotisserie Kit



Infrared Sear Burner



Stainless Steel Smoker Tray



8pc Pizza Oven Accessory Kit



Gas Timer



Grill Liner



Island Vent

FIRE PIT BURNER KITS & INSERTS



Square Gas Burner Kit



Round Gas Burner Kit



Linear Gas Burner Kit



Smoke-less Insert


VISIT Belgard.com/Elements FOR ADDITIONAL INFORMATION

HGTV
DREAM HOME
PROUD SPONSOR 2023
Belgard.com/HGTVdreamhome



NEW MELVILLE™
SERIES


GRILL ISLAND & FIRE FEATURES



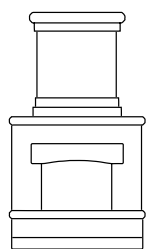
SCANDINA GRAY / MIDNIGHT

PLEASE NOTE: All of our fireplaces and fire pits come standard as wood-burning units. However, our fireplaces and fire pits can be retro-fitted for gas burning log sets and burners. Please contact us for more details at 877-235-4273.

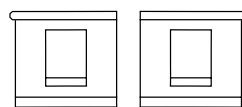
Be sure to check with your local municipality for any codes that may affect your installation. Grill island includes stainless grill and door set. Grill is available in propane or natural gas. Must be specified when placing order.



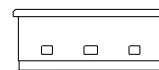
GRILL ISLAND
2'8"D X 5'11"W X 3'5"H
(Grill and doors included)



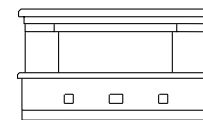
FIREPLACE
2'7"D X 4'3"W X 7'8"H



WOOD BOXES
2'1"D X 3'3"W X 3'1"H EACH
Sold as a pair



LINEAR FIRE TABLE
2'6"D X 5'8"W X 2'5"H




LINEAR FIREPLACE
2'6"D X 7'1"W X 5'4"H



BORDEAUX™ SERIES

KITCHEN & FIRE FEATURES



SIENNA / BUFF




SIENNA / MIDNIGHT



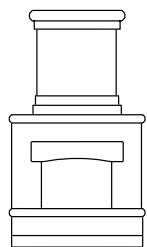
PEWTER / MIDNIGHT

PLEASE NOTE: All of our fireplaces and fire pits come standard as wood-burning units. However, our fireplaces and fire pits can be retro-fitted for gas burning log sets and burners. Please contact us for more details at 877-235-4273.

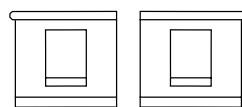
Be sure to check with your local municipality for any codes that may affect your installation. Grill island includes stainless grill and door set. Grill is available in propane or natural gas. Must be specified when placing order.



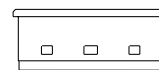
GRILL ISLAND
2'6"D X 5'11"W X 3'5"H
(Grill and doors included)



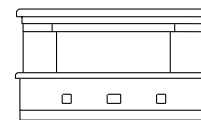
FIREPLACE
2'7"D X 4'3"W X 7'8"H



WOOD BOXES
2'1¼"D X 3'3"W X 3'1"H EACH
Sold as a pair



LINEAR FIRE TABLE
2'11"D X 6'2"W X 2'5"H



LINEAR FIREPLACE
3'6½"D X 7'8"W X 4'5¼"H



BRIGHTON™ SERIES

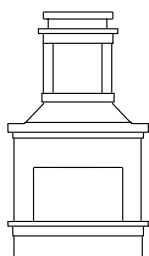
FIREPLACE



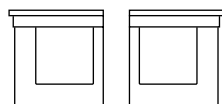
GASCONY TAN / ASHBURY HAZE



COTSWOLD MIST / BROOKSTONE SLATE



FIREPLACE
3'4"D X 4'4"W X 8'4"H



WOOD BOXES
2'4"D X 2'8"W X 2'11"H EACH
Sold as a pair


PLEASE NOTE: All of our fireplaces and fire pits come standard as wood-burning units. However, our fireplaces and fire pits can be retro-fitted for gas burning log sets and burners. Please contact us for more details at 877-235-4273.

Be sure to check with your local municipality for any codes that may affect your installation.



BRISTOL™ SERIES

KITCHEN & FIRE FEATURES




GASCONY TAN / ASHBURY HAZE




COTSWOLD MIST / BROOKSTONE SLATE



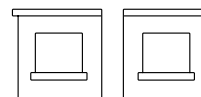
GRILL ISLAND
3'D X 6'4"W X 4'4"H
(Grill and doors included)



FIREPLACE
3'D X 5'W X 9'3"H



HEARTH
2'D X 5'W X 11"H



WOOD BOXES
2'4"D X 3'W X 3'3"H EACH
Sold as a pair

PLEASE NOTE: All of our fireplaces and fire pits come standard as wood-burning units. However, our fireplaces and fire pits can be retro-fitted for gas burning log sets and burners. Please contact us for more details at 877-235-4273.

Be sure to check with your local municipality for any codes that may affect your installation. Grill island includes stainless grill and door set. Grill is available in propane or natural gas. Must be specified when placing order.



design tip

Upgrade to a smoke-less or gas insert. See page 87

WESTON STONE™

FIRE PIT KIT



4 x 8



BRITTANY BEIGE



BLACK DIAMOND

ROUND FIRE PIT:

Outside is 4'7" in diameter
Stacks up to 4 rows high
Smoke-less fire ring not included





KONZA CAPS

PILLAR, SEAT WALL & FIRE PIT



4-pieces make
a circle

56 x 2½

30 x 30

14 x 30

24 x 24



MOJAVE



OBISDIAN



OSLO



design tip

For more pool design ideas and inspiration visit PebbleTec.com

MARINA™

COPING / 60MM



5¹⁵/₁₆ x 11¹³/₁₆



COTSWOLD MIST



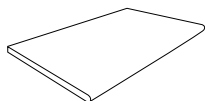
MIDNIGHT





UNICO

COPING / 20MM



11.75 x 23.5

VERONA



v3
ANTIFORSE
 LEVANTE
 BLUE STONE
 VR 01 ST




v3
ANTIFORSE
 LEVANTE
 PLATINUM
 VR 04 ST

NOON



v4
ANTIFORSE
 LEVANTE
 DAYLIGHT
 NN 01 ST



v4
ANTIFORSE
 LEVANTE
 EMBER
 NN 02 ST



v3
ANTIFORSE
 LEVANTE
 HONEY
 NN 03 ST

GLOCAL




v2
ANTIFORSE
 LEVANTE
 CLEAR
 GC 01



v2
ANTIFORSE
 LEVANTE
 IDEAL
 GC 03



v2
ANTIFORSE
 LEVANTE
 TYPE
 GC 04



v2
ANTIFORSE
 LEVANTE
 CLASSIC
 GC 05

QUARZITI 2.0




v3
ANTIFORSE
 LEVANTE
 GLACIER
 QR 01 NAT



v3
ANTIFORSE
 LEVANTE
 MOUNTAINS
 QR 02 NAT



v3
ANTIFORSE
 LEVANTE
 WATERFALL
 QR 03 NA



v3
ANTIFORSE
 LEVANTE
 RIVER
 QR 04 NAT





ANGLIA EDGER[®]

EDGER



5 1/4 x 7 5/8

5 1/4 x 10

5 1/4 x 15 5/8

5 1/4 x 17 3/4



COTSWOLD MIST



GASCONY TAN





GRANIKA STEP[®]

STEP UNIT



38 x 18 x 6




COTSWOLD MIST





LANDINGS™

STEP UNIT



48 x 18 x 6



BLU STONE



MOONLIGHT



HGTV
DREAM HOME
PROUD SPONSOR 2022

See in multiple Dream Homes at
[Beldgard.com/HGTVdreamhome](http://Belgard.com/HGTVdreamhome)





INSTALLATION, RESTORATION & PROTECTION

VISIT Techniseal.com
FOR MORE INFORMATION



JOINTING PRODUCTS



The smart choice for everyday installations



High-performance, the only real no haze, no dust alternative



No compaction – true alternative to mortar, stone dust and polymeric stone dust



Multi-weather jointing compound

STAIN REMOVERS



Organic stain remover



Paint, tar & rubber stain remover



Rust stain remover



Dirt & grease stain remover



Pro-grade oil & grease remover

CLEANERS



Paver restorer removes haze created by some polymeric sands



Paver Prep dislodges efflorescence and ground-in dirt

SEALERS



Natural color with matte finish



Enhanced color with matte finish



Natural color with satin finish



Enhanced color with gloss finish

ADHESIVES




Hardscape foam adhesive



Vertical hardscape adhesive

EDGING & ACCESSORIES



Edging, Spacers & Panel Base System



Fortified hardscape concrete edging



Enhanced with Color Boost

HARDSCAPE & LANDSCAPE LIGHTING SOLUTIONS

PAVER LIGHTS *for Walkways*

Available in black or modern gray finish



6", 8" & 9" Paver Lights



Gray finish utilizes a white bulb

HARDSCAPE LIGHTS *for Steps & Walls*

Available in black, bronze or modern gray finish



7" Hardscape Light



NEW Color Changing Bulb Option
Also available in other select products

ACCENT/SPOT LIGHTS *for Plants, Trees, Houses & Landscape Features*

Available in black or bronze finish



Traditional Accent Light



High Power Accent Light



Wall Wash Light

LOW VOLTAGE PATHWAY LIGHTS *for Pathways, Patio Edges & Flower Beds*

Available in black or bronze finish



Traditional Path Light



Classic Path Light



Modern Path Light

PILLAR LIGHTS *for Pillars & Columns*



Traditional Pillar Light



Modern Pillar Light



Noble Pillar Light
Color changing bulb available

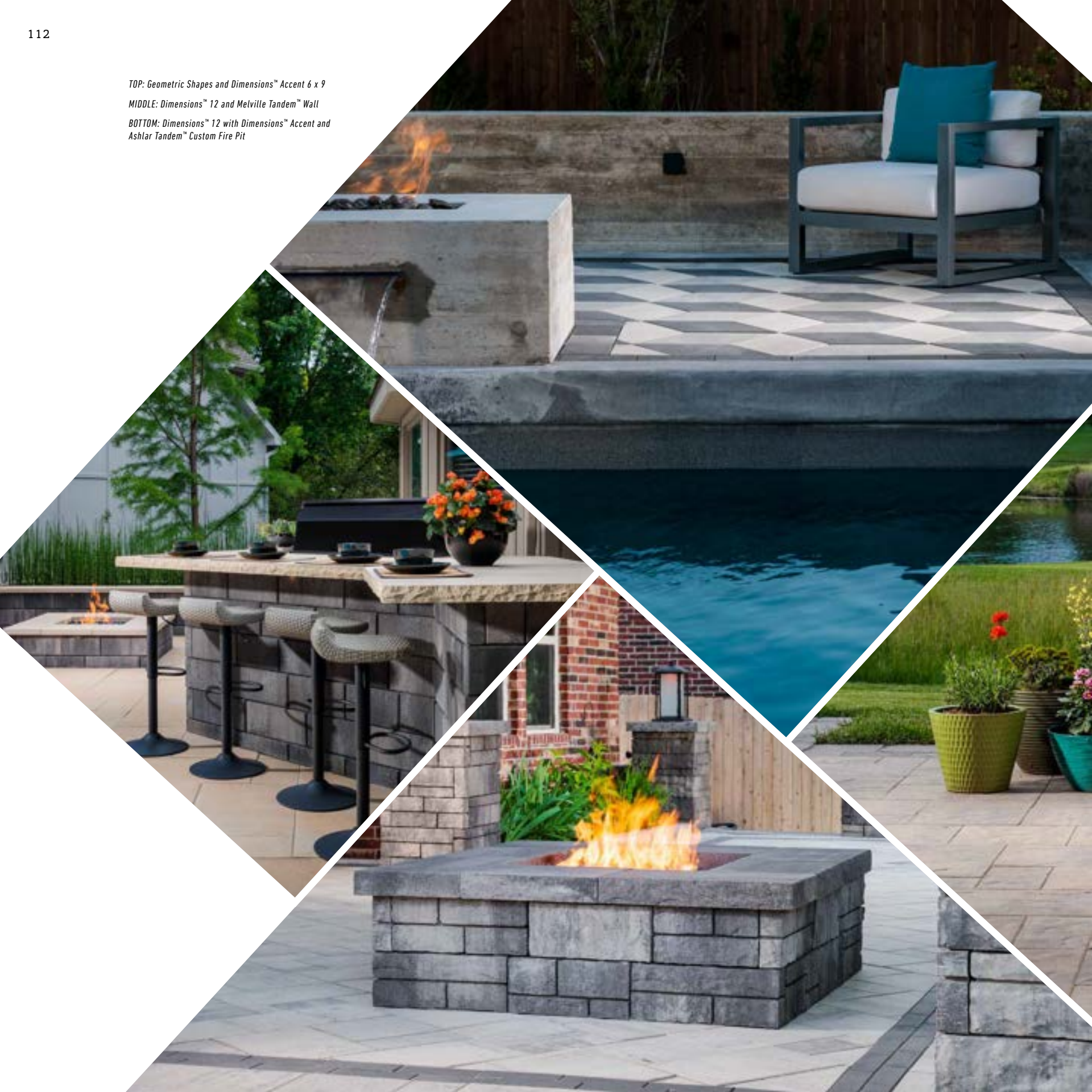
VISIT Belgard.com/Lighting
FOR MORE INFORMATION



TOP: Geometric Shapes and Dimensions™ Accent 6 x 9

MIDDLE: Dimensions™ 12 and Melville Tandem™ Wall

BOTTOM: Dimensions™ 12 with Dimensions™ Accent and Ashlar Tandem™ Custom Fire Pit



DESIGN

ideas & **INSPIRATION**



LEFT: *Origins™ 12, Origins™ Accent
6 x 9 and Belgian Cobble®*



ABOVE: Dimensions™ 6 with Dimensions™ Accent 6 x 9 Border, Mega-Arbel™, Marina™ Coping, Ashlar Tandem™ Wall and a Custom Weston Stone™ Firepit with Dimensions™ Accent 6 x 9, Marina™ Coping Cap and Tru-Scapes™ Hardscape Lights

TOP LEFT: Dimensions™ 6 with Dimensions™ Accent 6 x 9 Border, Marina™ Coping, Ashlar Tandem™ Wall

BOTTOM LEFT: Origins™ 12 and Ashlar Tandem™ Wall

TOP RIGHT: Dimensions™ 12 with Holland Stone Inlay, Ashlar Tandem™ Wall and Landings™ Step Unit

BOTTOM RIGHT: Dimensions™ 12 with Old York™ Border and a Custom Ashlar Tandem™ Kitchen



INSPIRATION GALLERY

Browse images by project type and save or share your favorites.

[Beldgard.com/Inspiration](https://Belgard.com/Inspiration)






ABOVE: Dimensions™ 18 and Melville™ Wall Custom Fire Pit, Columns and Wall with Dimensions™ 6 Banding and Tru-Scapes™ Hardscape Lights

RIGHT: Dimensions™ 12 with Old York™ Inlay and Belgian Cobble™ Accent and Marina™ Coping

RIGHT TOP: Origins™ 18 with Origins™ Accent 6 x 9 Border and Ashlar Tandem™ Wall

RIGHT BOTTOM: Dimensions™ 18 with Dimensions™ Accent 3 x 9, Holland Stone Border and Ashlar Tandem™ Fire Pit and Columns with Tru-Scapes™ Hardscape Lights








HARDSCAPE HEROES

CONGRATULATIONS TO THE 2022 WINNERS!


With the Hardscape Hero program, Belgard Contractors submit their work to compete for the monthly award. One winner is selected each month by a panel of hardscape professionals.




MARCH 2022
SUTTON OUTDOOR LLC
Kearney, MO




APRIL 2022
BA LAWN & LANDSCAPING LLC
Broken Arrow, OK




MAY 2022
SHELLER OUTDOOR LIVING, LLC
Kearney, MO



JUNE 2022
2022 CONTRACTOR OF THE YEAR
ELITE PATIO
Springdale, AR












JULY 2022
NEXT TO NATURE
Olathe, KS



AUGUST 2022
ELEVATE OUTDOOR
O'Fallon, MO





PAVERS



PALLET INFORMATION / ESTIMATING CHART




BASALT™			SQFT/ PALLET	SQFT/ LAYER	LAYER/ PALLET	UNITS/ PALLET	WEIGHT/ PALLET	LNFT/PALLET (SOLDIER)	LNFT/PALLET (SAILOR)
SLAB		18 x 36 x 2¾"	90	9	10	20	2578.74	-	-
BROOKLYN™			SQFT/ PALLET	SQFT/ LAYER	LAYER/ PALLET	UNITS/ PALLET	WEIGHT/ PALLET	LNFT/PALLET (SOLDIER)	LNFT/PALLET (SAILOR)
		3 x 9 x 2¾"	103.13	10.3	10	550	2805	137.5	412.5
CHARLESTONE™			SQFT/ PALLET	SQFT/ LAYER	LAYER/ PALLET	UNITS/ PALLET	WEIGHT/ PALLET	LNFT/PALLET (SAILOR)	
3-PIECE MODULAR 60MM		6 x 6 x 2¾"	15	1.5	10	60	-	210	
		6 x 9 x 2¾"	45	4.5	10	120	-	210	
		6 x 12 x 2¾"	45	4.5	10	90	-	210	
	TOTAL			105	10.5	30	270	2997	
BELGIAN COBBLE			SQFT/ PALLET	SQFT/ LAYER	LAYER/ PALLET	UNITS/ PALLET	WEIGHT/ PALLET	LNFT/PALLET (SOLDIER)	LNFT/PALLET (SAILOR)
MULTI-PIECE		Variable x 2¾"	68	-	-	320	1640	-	-
DIMENSIONS			SQFT/ PALLET	SQFT/ LAYER	LAYER/ PALLET	UNITS/ PALLET	WEIGHT/ PALLET	LNFT/PALLET (SOLDIER)	LNFT/PALLET (SAILOR)
6		3 x 6 x 2¾" 6 x 6 x 2¾" 6 x 9 x 2¾"	120	12	10	480	3325	160	240
12		6 x 12 x 2¾" 12 x 12 x 2¾" 18 x 12 x 2¾"	120	12	10	120	3516	-	120
18		9 x 18 x 2¾" 18 x 18 x 2¾" 27 x 18 x 2¾"	112.5	11.3	10	50	3152	-	-





PAVERS

PALLET INFORMATION / ESTIMATING CHART

DIMENSIONS SLABS		SQFT/ PALLET	SQFT/ LAYER	LAYER/ PALLET	UNITS/ PALLET	WEIGHT/ PALLET	LNFT/PALLET (SOLDIER)	LNFT/PALLET (SAILOR)	
SLABS		12 x 24 x 2 $\frac{3}{8}$ "	120	12	10	60	3384	60	120
		24 x 24 x 2 $\frac{3}{8}$ "	80	12	10	20	2256	40	40
		24 x 36 x 2 $\frac{3}{8}$ "	120	12	10	20	-	40	120
		18 x 36 x 2 $\frac{3}{8}$ "	90	9	10	20	2578.74	-	-









DIMENSIONS ACCENTS		SQFT/ PALLET	SQFT/ LAYER	LAYER/ PALLET	UNITS/ PALLET	WEIGHT/ PALLET	LNFT/PALLET (SOLDIER)	LNFT/PALLET (SAILOR)	
ACCENTS		3 x 9 x 2 $\frac{3}{8}$ "	103	10.3	10	550	2805	137.5	412.5
		6 x 9 x 2 $\frac{3}{8}$ "	120	12	10	320	3328	160	240

DUBLIN COBBLE®		SQFT/ PALLET	SQFT/ LAYER	LAYER/ PALLET	UNITS/ PALLET	WEIGHT/ PALLET	LNFT/PALLET (SOLDIER)	LNFT/PALLET (SAILOR)	
3-PIECE MODULAR		6 x 3 x 2 $\frac{3}{8}$ "	20.84	1.89	-	176	-	-	-
		6 x 6 x 2 $\frac{3}{8}$ "	44.98	3.91	-	176	-	-	-
		6 x 9 x 2 $\frac{3}{8}$ "	64.20	5.84	-	176	-	-	-
TOTAL		128	11.63	11	528	3200	170	256	




GEOMETRIC SHAPES		SQFT/ PALLET	SQFT/ LAYER	LAYER/ PALLET	UNITS/ PALLET	WEIGHT/ PALLET	LNFT/PALLET (SOLDIER)	LNFT/PALLET (SAILOR)	
1-PIECE		12 x 12 x 2 $\frac{3}{8}$ "	100.02	-	11	154	2845	-	-
1-PIECE		2 $\frac{3}{8}$ x 13 $\frac{1}{2}$ x 2 $\frac{3}{8}$ "	85.73	-	11	396	2390	-	-
1-PIECE		12 x 12 x 2 $\frac{3}{8}$ "	93.53	-	12	108	2664	-	-
1-PIECE		6 x 18 x 2 $\frac{3}{8}$ "	114.31	-	11	176	3165	-	-



PAVERS

PALLET INFORMATION / ESTIMATING CHART


HOLLAND STONE			SQFT/ PALLET	SQFT/ LAYER	LAYER/ PALLET	UNITS/ PALLET	WEIGHT/ PALLET	LNFT/PALLET (SOLDIER)	LNFT/PALLET (SAILOR)
PRESTIGE		4 x 8 x 2 ³ / ₈	120	12	10	540	3348	177.2	360
MEGA-ARBEL®			SQFT/ PALLET	SQFT/ LAYER	LAYER/ PALLET	UNITS/ PALLET	WEIGHT/ PALLET	LNFT/PALLET (SOLDIER)	LNFT/PALLET (SAILOR)
60MM		15 ³ / ₈ x 21 x 2 ³ / ₈	103.4	8.62	12	72	2896	-	-
MELVILLE™ PLANK			SQFT/ PALLET	SQFT/ LAYER	LAYER/ PALLET	UNITS/ PALLET	WEIGHT/ PALLET	LNFT/PALLET (SOLDIER)	LNFT/PALLET (SAILOR)
3-PIECE LARGE		7 ¹ / ₂ x 11 ¹³ / ₁₆ x 2 ³ / ₈	30.67	3.07	-	-	-	-	-
		7 ¹ / ₂ x 15 ³ / ₄ x 2 ³ / ₈	40.9	4.09	-	-	-	-	-
		7 ¹ / ₂ x 19 ¹ / ₁₆ x 2 ³ / ₈	51.13	5.11	-	-	-	-	-
	TOTAL			122.7	12.27	10	150	3500	-
MELVILLE™ SLAB			SQFT/ PALLET	SQFT/ LAYER	LAYER/ PALLET	UNITS/ PALLET	WEIGHT/ PALLET	LNFT/PALLET (SOLDIER)	LNFT/PALLET (SAILOR)
3-PIECE COMBO		15 x 7 ¹ / ₂ x 3 ¹ / ₈	83.97	11.99	7	56	3079	-	-
		15 x 15 x 3 ¹ / ₈							
		15 x 22 x 3 ¹ / ₈							
TOTAL			83.97	11.99	7	56	3079	-	-
ACCENT		15 x 7 ¹ / ₂ x 3 ¹ / ₈	79.66	11.75	7	105	2924	-	-


PAVERS PALLET INFORMATION / ESTIMATING CHART




ORIGINS™		SQFT/ PALLET	SQFT/ LAYER	LAYER/ PALLET	UNITS/ PALLET	WEIGHT/ PALLET	LNFT/PALLET (SOLDIER)	LNFT/PALLET (SAILOR)	
6		3 x 6 x 2¾ 6 x 6 x 2¾ 6 x 9 x 2¾	120	12	10	480	3325	160	240
12		6 x 12 x 2¾ 12 x 12 x 2¾ 18 x 12 x 2¾	120	12	10	120	3516	-	120
18		9 x 18 x 2¾ 18 x 18 x 2¾ 27 x 18 x 2¾	112.5	11.3	10	50	3075	-	-

ORIGINS™ ACCENTS		SQFT/ PALLET	SQFT/ LAYER	LAYER/ PALLET	UNITS/ PALLET	WEIGHT/ PALLET	LNFT/PALLET (SOLDIER)	LNFT/PALLET (SAILOR)	
ACCENTS		6 x 6 x 2¾	120	12	10	480	3312	240	240
		6 x 9 x 2¾	120	12	10	320	3328	160	240

PERMEABLE PAVERS PALLET INFORMATION / ESTIMATING CHART









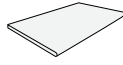

AQUA-ROC™		SQFT/ PALLET	SQFT/ LAYER	LAYER/ PALLET	UNITS/ PALLET	WEIGHT/ PALLET	LNFT/PALLET (SOLDIER)	LNFT/PALLET (SAILOR)	
AQUA ROC I		4½ x 9 x 3¼	90	11.25	8	320	2280	120	240

TURFSTONE™		SQFT/ PALLET	SQFT/ LAYER	LAYER/ PALLET	UNITS/ PALLET	WEIGHT/ PALLET	LNFT/PALLET (SOLDIER)	LNFT/PALLET (SAILOR)	
80MM		15¾ x 23¾ x 3¼	103.2	12.6	8	40	2377	52.5	78.75

URBANA STONE®		SQFT/ PALLET	SQFT/ LAYER	LAYER/ PALLET	UNITS/ PALLET	WEIGHT/ PALLET	LNFT/PALLET (SOLDIER)	LNFT/PALLET (SAILOR)	
3-PIECE MODULAR		8 x 4 x 2¾	116.4	11.625	10	216	3419	-	-
		8 x 8 x 2¾							
		8 x 12 x 2¾							

PORCELAIN PAVERS












PALLET INFORMATION / ESTIMATING CHART

FOUNDATION™			GROSS WEIGHT / BOX	PIECES / BOX	SQFT / BOX	BOXES / PALLET	SQFT / PALLET	GROSS WEIGHT / PALLET
24 X 24		23.54 x 23.54 x 3/4	67.84	2	7.64	36	275.04	2533.80
GENOA™			GROSS WEIGHT / BOX	PIECES / BOX	SQFT / BOX	BOXES / PALLET	SQFT / PALLET	GROSS WEIGHT / PALLET
24 X 24		23.54 x 23.54 x 3/4	67.84	2	7.64	36	275.04	2533.80
12 X 24		11.73 x 23.54 x 3/4	68.23	4	7.59	40	303.6	2807
GLOCAL			GROSS WEIGHT / BOX	PIECES / BOX	SQFT / BOX	BOXES / PALLET	SQFT / PALLET	GROSS WEIGHT / PALLET
24 X 24		23.54 x 23.54 x 3/4	72	2	7.75	30	232.5	2160
NOON			GROSS WEIGHT / BOX	PIECES / BOX	SQFT / BOX	BOXES / PALLET	SQFT / PALLET	GROSS WEIGHT / PALLET
8 X 48		7.80 x 47.17 x 3/4	46	2	5.06	30	151.8	1380
12 X 48		11.73 x 47.17 x 3/4	34 kg / 74 lbs	2	7.75	36	279	1208 kg / 2664 lbs
QUARZITI 2.0			GROSS WEIGHT / BOX	PIECES / BOX	SQFT / BOX	BOXES / PALLET	SQFT / PALLET	GROSS WEIGHT / PALLET
24 X 24		23.54 x 23.54 x 3/4	72	2	7.75	30	232.5	2160
24 X 48		23.54 x 47.17 x 3/4	74	1	7.75	35	271.25	2621
UNICO			GROSS WEIGHT / BOX	PIECES / BOX	LN FT / BOX	BOXES / PALLET	LN FT / PALLET	GROSS WEIGHT / PALLET
UNICO		12.99 x 23.54 x 3/4	52	3	6	40	240	2080
VERONA™			GROSS WEIGHT / BOX	PIECES / BOX	SQFT / BOX	BOXES / PALLET	SQFT / PALLET	GROSS WEIGHT / PALLET
24 X 24		23.54 x 23.54 x 3/4	72	2	7.75	30	232.5	2160

WALLS








PALLET INFORMATION / ESTIMATING CHART



 ASHLAR TANDEM™			SQFT/ PALLET	SQFT/ LAYER	LAYER/ PALLET	UNITS/ PALLET	UNITS/ SQFT	WEIGHT/ LAYER	WEIGHT/ PALLET
UNIT 1		7 x 13 ³ / ₁₆ x 2 ⁵ / ₁₆	19.2	3.2	–	30	.64	–	570
UNIT 2		7 x 15 ¹³ / ₁₆ x 2 ⁵ / ₁₆	23.1	3.85	–	30	.77	–	696
UNIT 3		7 x 18 ⁷ / ₁₆ x 2 ⁵ / ₁₆	27	4.5	–	30	.9	–	816
TOTAL			70.10	11.69	6	90	2.31	175	2082
COLUMN UNIT		7 x 18 ¹ / ₂ x 2 ⁵ / ₁₆	45.43	9	5	45	2 Columns/Pallet	461.2	1350



 BRISA®			SQFT/ PALLET	SQFT/ LAYER	LAYER/ PALLET	UNITS/ PALLET	UNITS/ SQFT	WEIGHT/ UNIT	WEIGHT/ PALLET
FREESTANDING WALL		6 x 6 x 5	3.75	1.5	–	30	0.25	11	–
		6 x 10 x 5	6.25	2.5	–	30	0.42	19	–
		6 x 16 x 5	20	8	–	60	0.67	28	–
TOTAL			30	12	5	120	–	–	2632
RETAINING WALL		6 x 6 x 8	3.75	1.25	–	15	0.25	20	–
		6 x 10 x 8	6.25	2.09	–	15	0.42	31	–
		6 x 16 x 8	20	6.67	–	30	0.67	52	–
TOTAL			30	10	3	60	–	103	2377
CORNER		6 x 16 x 8	29	9.34	2	28	1.03	57	1648
CAP		3 x 8 x 13 ¹ / ₂	68	8	144	126	0.63	22	2824
CAP END		3 x 8 x 13 ¹ / ₂	6 SF 24 LF	3	2	36	0.67	21	854
WALL END		6 x 8 x 11	13.98	6.99	2	63	0.33	37	2395

WALLS

PALLET INFORMATION / ESTIMATING CHART





DIAMOND® 9D		SQFT/ PALLET	SQFT/ LAYER	LAYER/ PALLET	UNITS/ PALLET	UNITS/ SQFT	WEIGHT/ UNIT	WEIGHT/ PALLET
FREESTANDING WALL		3 x 4/6 x 9	26.4	-	40 (sets)	.71	73	2378
		6 x 12/10 x 9		-				
		6 x 15¾ / 17¾ x 9	26.4	-	40	-	-	2378
RETAINING WALL		3 x 4/6 x 9	35.52	-	48	.79	-	3090
		6 x 12/10 x 9		-			45	
		6 x 15¾ / 17¾ x 9	35.52	-	48	.74	73	2900
COLUMN		6 x 18 x 9	3.5.5	-	40	1.13	75	3300



DIAMOND® PRO		SQFT/ PALLET	SQFT/ LAYER	LAYER/ PALLET	UNITS/ PALLET	UNITS/ SQFT	WEIGHT/ UNIT	WEIGHT/ PALLET	
STRAIGHT		8 x 18 x 12	45	8	5	32	1	80	3553
CORNER		8 x 18 x 9	32	10	3	30	-	100	2468




DIAMOND® ACCESSORIES		SQFT/ PALLET	SQFT/ LAYER	LAYER/ PALLET	UNITS/ PALLET	UNITS/ SQFT	WEIGHT/ UNIT	WEIGHT/ PALLET	
UNIVERSAL CAP		4 x 18 / 12 x 10.5	-	-	5	60	-	49	3225
U START BASE BLOCK		3½ x 18¾ x 12	-	-	7	56	-	51	2839

WALLS

PALLET INFORMATION / ESTIMATING CHART

LAMINA TANDEM™			SQFT/ PALLET	SQFT/ LAYER	LAYER/ PALLET	UNITS/ PALLET	UNITS/ SQFT	WEIGHT/ LAYER	WEIGHT/ PALLET
UNIT 1		7 x 15 ¹³ / ₁₆ x 2 ⁵ / ₈	15.576	2.596	–	24	.649	77.08	462.48
UNIT 2		7 x 18 ⁷ / ₁₆ x 2 ⁵ / ₈	18.696	3.116	–	24	.779	92.52	555.12
UNIT 3		7 x 21 ¹ / ₁₆ x 2 ⁵ / ₈	21.816	3.636	–	24	.909	108	648
TOTAL			56.08	9.346	6	72	-	277.6	1666
COLUMN UNIT		7 x 18 ⁷ / ₁₆ x 2 ⁵ / ₈	45.43	9	5	45	2 Columns/Pallet	461.2	1313




MELVILLE™ WALL			SQFT/ PALLET	SQFT/ LAYER	LAYER/ PALLET	UNITS/ PALLET	UNITS/ SQFT	WEIGHT/ UNIT	WEIGHT/ PALLET
UNIT		4 x 20 x 10	26.67	4.44	6	48	1.79	63.75	3060
CAP		2 x 20 x 13	100 LF	10 LF	10	60	1.66 LF	41.67	2500

MELVILLE TANDEM™			SQFT/ PALLET	SQFT/ LAYER	LAYER/ PALLET	UNITS/ PALLET	UNITS/ SQFT	WEIGHT/ LAYER	WEIGHT/ PALLET
UNIT 1		7 x 13 ³ / ₁₆ x 2 ⁵ / ₈	19.2	3.2	–	30	.64	95	570
UNIT 2		7 x 15 ¹³ / ₁₆ x 2 ⁵ / ₈	23.1	3.85	–	30	.77	116	696
UNIT 3		7 x 18 ⁷ / ₁₆ x 2 ⁵ / ₈	27	4.5	–	30	.90	136	816
TOTAL			70.10	11.69	6	90	2.31	347	2082
COLUMN UNIT		7 x 15 ¹³ / ₁₆ x 2 ⁵ / ₈	45.43	9	5	45	2 Columns/Pallet	461.2	1313

WALLS

PALLET INFORMATION / ESTIMATING CHART

STERLING®			SQFT/ PALLET	SQFT/ LAYER	LAYER/ PALLET	UNITS/ PALLET	UNITS/ SQFT	WEIGHT/ UNIT	WEIGHT/ PALLET
BLOCK		6 x 17¾ x 12	33.75	-	5	45	.75	77	3455
CAP		3 x 18 / 12 x 13	-	-	8	72	-	49	3525

TANDEM® WALL SYSTEM			SQFT/ PALLET	SQFT/ LAYER	LAYER/ PALLET	UNITS/ PALLET	SQFT/ UNITS	WEIGHT/ LAYER	WEIGHT/ PALLET
CAP		15 x 24 x 3¼	20 SF 64 LF	2.5	8	32	.625 SF 2 LF	373.75	2990
MODULAR BLOCK		7½ x 7½ x 7½	49.29	12.32	4	128	0.389	704	2816
MODULAR BLOCK CONNECTORS		-	-	-	-	148/Box	-	-	-

*Each pallet comes with 148 Modular Block Connectors

TANDEM COLUMN KIT

1 Column Cage Frame 1 Bag of Connectors Veneer


TANDEM
COLUMN UNIT*

COLUMN GRID
HEIGHT 42"

CONNECTOR



Melville Tandem



*Connectors sold separately. 3 bags are needed for 1 pallet of block.

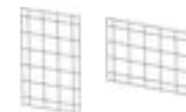
TANDEM MODULAR GRID

1 Grid Piece 25 Veneer 10 Loop Clamps
& Screws

TANDEM UNITS

MODULAR GRID






CONNECTOR







42 x 28¾
Vertical or Horizontal Application

CUSTOMIZE YOUR SPACE





PALLET INFORMATION / ESTIMATING CHART


WESTON STONE™		SQFT/ PALLET	SQFT/ LAYER	LAYER/ PALLET	UNITS/ PALLET	UNITS/ SQFT	WEIGHT/ UNIT	WEIGHT/ PALLET
WALL UNITS		4 x 8 / 5 x 8	-	-	-	-	16.9	-
		4 x 12 / 9 x 8	-	-	-	-	26.1	-
		4 x 16 / 13 x 8	-	-	-	-	36.4	-
TOTAL		42	6	7	126	-	-	3400
UNIVERSAL		4 x 12 x 8	40	6.6	6	120	30	3614
CAP		3 x 12½ / 8½ x 11	-	-	8	96	28	2624


ARTFORMS™		SQFT/ PALLET	SQFT/ LAYER	LAYER/ PALLET	UNITS/ PALLET	UNITS/ SQFT	WEIGHT/ LAYER	WEIGHT/ PALLET
OPEN END		3 x 18 x 36"	-	-	9	-	-	-
CLOSE END		3 x 18 x 36"	-	-	9	-	-	-
TOTAL		81	-	9	18	-	-	2711
OPEN END		3 x 6 x 36"	-	-	3	-	-	-
CLOSE END		3 x 6 x 36"	-	-	18	-	-	-
TOTAL		31.5	10.5	3	21	-	-	1095

HARDWARE		Anchor Slide & Flanged nut: 50 per box		Joining Plate: 10 per box		Outer Corner: 10 per box		Inner Corner: 10 per box		Stretcher Bar: 10 in a bundle


EDGERS & STEPS PALLET INFORMATION

■ ANGLIA EDGER®		SQFT/ PALLET	SQFT/ LAYER	LAYER/ PALLET	UNITS/ PALLET	UNITS/ SQFT	WEIGHT/ UNIT	WEIGHT/ PALLET	
EDGER UNITS		5 1/4 x 7 5/8 x 8	-	-	-	16	-	25	-
		5 1/4 x 10 x 8	-	-	-	16	-	31	-
		5 1/4 x 15 5/8 x 8	-	-	-	16	-	47	-
		5 1/4 x 17 3/4 x 8	-	-	-	24	-	52	-
TOTAL		78.4	-	3	120	-	-	2550	

■ GRANIKA STEP®		SQFT/ PALLET	SQFT/ LAYER	LAYER/ PALLET	UNITS/ PALLET	UNITS/ SQFT	WEIGHT/ UNIT	WEIGHT/ PALLET	
STEP UNIT		6 x 38 x 16	-	-	-	8	-	2250	-


■ LANDINGS™ STEP UNIT		SQFT/ PALLET	SQFT/ LAYER	LAYER/ PALLET	UNITS/ PALLET	UNITS/ SQFT	WEIGHT/ UNIT	WEIGHT/ PALLET	
STEP UNIT		48 x 18 x 6	-	-	-	6	-	460	2760



COPING PALLET INFORMATION


■ MARINA™ COPING		SQFT/ PALLET	SQFT/ LAYER	LAYER/ PALLET	UNITS/ PALLET	SQFT/ UNITS	WEIGHT/ UNIT	WEIGHT/ PALLET	
60MM		5 15/16 x 11 13/16 x 2 3/8	97.5 LF	2.5 LF	5	195	.5 LF	-	3608

CAPS

PALLET INFORMATION / ESTIMATING CHART

KONZA FIRE PIT CAP			SQFT/ PALLET	SQFT/ LAYER	LAYER/ PALLET	UNITS/ PALLET	UNITS/ SQFT	WEIGHT/ UNIT	WEIGHT/ PALLET
CAP		56 Outside Diameter x 2½	-	-	-	8	-	75	626

KONZA PILLAR CAPS			SQFT/ PALLET	SQFT/ LAYER	LAYER/ PALLET	UNITS/ PALLET	UNITS/ SQFT	WEIGHT/ UNIT	WEIGHT/ PALLET
30" CAP		30 x 30 x 2½	-	-	-	6	-	243	1512
24" CAP		24 x 24 x 2½	-	-	-	8	-	115	950

KONZA SEAT WALL CAP			SQFT/ PALLET	SQFT/ LAYER	LAYER/ PALLET	UNITS/ PALLET	UNITS/ SQFT	WEIGHT/ UNIT	WEIGHT/ PALLET
CAP		14 x 30 x 2½	-	-	-	18	-	57	1080

FIRE FEATURES


PALLET INFORMATION / ESTIMATING CHART


BRISTOL™ SERIES	BODY / ACCENT COLOR	ITEM CODE	UNIT WEIGHT
Fireplace	Gascony / Ashbury	70580261	7245
Wood Boxes	Gascony / Ashbury	70580334	3950
Hearth	Gascony / Ashbury	70580262	1180
Grill Island (NG)	Gascony / Ashbury	13110008	4125
Grill Island (LP)	Gascony / Ashbury	11130250	4125
Fireplace	Cotswold / Brookstone	70580312	7245
Wood Boxes	Cotswold / Brookstone	70580534	3950
Hearth	Cotswold / Brookstone	70580309	1180
Grill Island (NG)	Cotswold / Brookstone	13110009	4125
Grill Island (LP)	Cotswold / Brookstone	13110256	4125

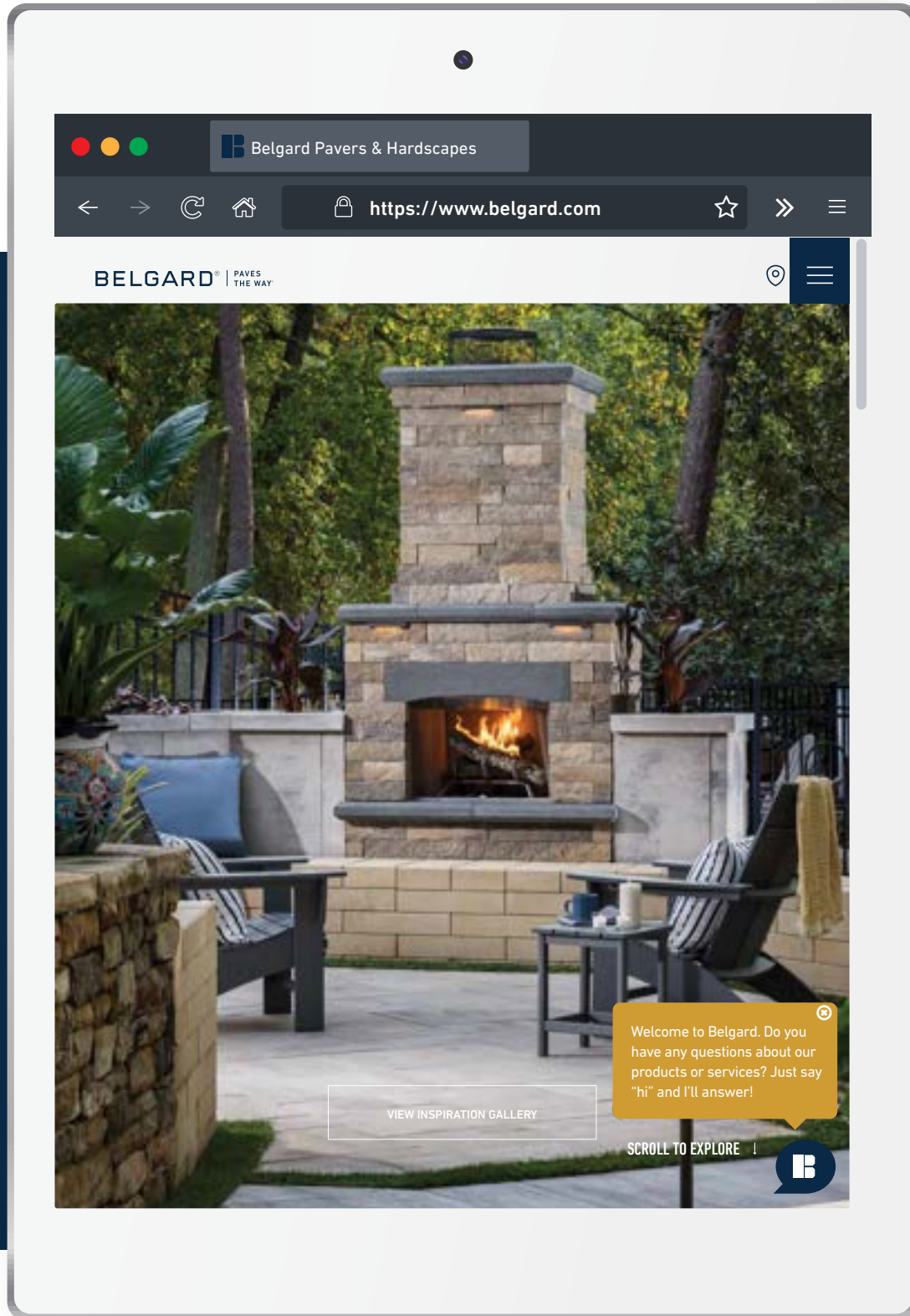
BORDEAUX™ SERIES	BODY / ACCENT COLOR	ITEM CODE	UNIT WEIGHT
Linear Fireplace	Sienna / Buff	13000021	4000
Fireplace	Sienna / Buff	70300791	4170
Wood Boxes	Sienna / Buff	13140001	3070
Grill Island (NG)	Sienna / Buff	13110010	3260
Grill Island (LP)	Sienna / Buff	13110011	3260
Linear Fireplace	Sienna / Midnight	13000019	4000
Fireplace	Sienna / Midnight	13070014	4170
Wood Boxes	Sienna / Midnight	13140020	3070
Grill Island (NG)	Sienna / Midnight	13110014	3260
Grill Island (LP)	Sienna / Midnight	13110015	3260
Linear Fireplace	Pewter / Midnight	13000020	4000
Fireplace	Pewter / Midnight	13070012	4170
Wood Boxes	Pewter / Midnight	13140021	3070
Grill Island (NG)	Pewter / Midnight	13110262	3260
Grill Island (LP)	Pewter / Midnight	13110039	3276

MELVILLE™ SERIES	BODY / ACCENT COLOR	ITEM CODE	UNIT WEIGHT
Fireplace	Scandina Gray / Midnight	13070020	4170
Wood Boxes	Scandina Gray / Midnight	13140010	3070
Grill Island	Scandina Gray / Midnight	13110028	3260
Linear Fireplace	Scandina Gray / Midnight	13000026	4000
Linear Fire Table	Scandina Gray / Midnight	13000027	2500

BRIGHTON™ SERIES	BODY / ACCENT COLOR	ITEM CODE	UNIT WEIGHT
Fireplace	Gascony / Ashbury	70580007	5835
Wood Boxes	Gascony / Ashbury	70300046	3200
Fireplace	Cotswold / Brookstone	70580378	5835
Wood Boxes	Cotswold / Brookstone	70580291	3200

WESTON STONE™ FIRE PIT		SQFT/ PALLET	SQFT/ LAYER	LAYER/ PALLET	UNITS/ PALLET	UNITS/ SQFT	WEIGHT/ UNIT	WEIGHT/ PALLET
4 X 8		4 x 8 x 8	-	-	-	36	-	-

SMOKE-LESS INSERT		Outer Rim: 34"	Inner Rim: 26"	Height: 12"	Base Outer Diameter: 29"	Fit 29½" to 32" Internal diameter



RESOURCES

We offer an array of resources to help plan and design an outdoor living addition.



PROJECT GUIDE

Everything you need to know about planning an outdoor living project.



DIGITAL CATALOG

Download or share a digital version of this catalog.



RESOURCE GUIDE

Installation tips, laying guides and estimating tools for contractors.



BELGARD.COM

Visit our site for more ideas and inspiration.

PEACE OF MIND, GUARANTEED

LIFETIME TRANSFERABLE LIMITED WARRANTY

Oldcastle® APG, Inc. ("Belgard") is proud to inform you that all of our interlocking concrete paver and retaining walls ("Products") meet and/or exceed the requirements of ASTM C-936 and ASTM C-1372. Belgard® guarantees its Products against these standards for the lifetime of the Product defined by ICPI. This guarantee does not apply to splitting, chipping or other breakage that could be caused by impact, abrasion or overloading. This warranty is transferable. The original proof of purchase is required.

This warranty is only valid if the material is installed under the guidelines of the ICPI (www.ICPI.org), The NCMA (www.ncma.org) or the Belgard Installation Guideline Manual. Improper installation voids this warranty. This warranty is for residential applications only and does not apply to commercial applications. It is recommended that the job be installed by a Belgard Contractor Program participant who guarantees their workmanship for a minimum of 3 years from the date of install. For warranty service, contact Belgard at 1-877-BELGARD. A service representative will investigate your claim within 10 business days. If the Belgard product fails to meet the specifications, Belgard will replace the defective product at no charge. Color matching cannot be guaranteed. Belgard will not be responsible for any replacement labor, consequential damages or incidental damages. This warranty gives you specific legal rights, and you may also have other rights which vary from state to state. Some states do not allow for the exclusion or limitation of incidental or consequential damages, so the above limitation or exclusion may not apply to you.

For specific information regarding warranty coverage and exclusions in regards to the Elements and Porcelain Paver products, please visit: Belgard.com/Warranty.

QUALITY TO THE CORE

With Belgard, you get the nation's leading pavers and landscape walls backed by the foremost experts in the industry.

BELGARD.COM

© Copyright 2023 Oldcastle APG, Inc. All Rights Reserved. BEL22-415

PICTURED ON THE COVER: SHERBEYNS LANDSCAPE
DIMENSIONS® 12 WITH BELGIAN COBBLE BORDER, HIGHLAND® STONE SEAT WALL WITH COPING
STONE SEAT AND HIGHLAND® STONE CUSTOM FIREPIT