

professional  
hardscape lighting  
solutions



a different kind of company ■ [integral-lighting.com](http://integral-lighting.com) ■ 800.861.1364



Introducing...

**pavelux**<sup>®</sup>

our new LED paver insert



another original ... from the inventor of Integral Lighting



Learn more at [pavelux.com](http://pavelux.com)

## Index

- 3 Pavelux<sup>®</sup> LED Paver Insert
- 6 LED Fixture Comparison
- 7 IL4 LED Hardscape Light
- 9 IL6 LED Hardscape Light
- 13 IL300 LED Hardscape Light
- 15 IL600 LED Hardscape Light
- 19 IL6 Xenon Hardscape Light
- 21 IL18 Xenon & LED Hardscape Light
- 25 PL24 Xenon & LED Paver Accent Light
- 27 Deck Lighting
- 29 LED Upgrades & Filters
- 30 Transformers & Accessories
- 31 Installation Advice
- 33 Warranty Information
- 34 Finishes



# pavelux®


the next generation of paver lighting  
designed and built in the U.S.A.

pavelux® is a waterproof, completely encapsulated LED paver insert designed to minimize impact on your design without sacrificing lighting effects at night. A choice of three lengths insert easily into your hardscape accent border with no cutting or drilling.

- Installs quickly into any hardscape surface
- Adapts easily to any block thickness
- Unique design keeps the fixture in place when installed properly
- Perfect for all segmental hardscapes, brick, bluestone and more
- Ultra efficient LED is 12vAC magnetic and electronic transformer compatible
- No powder coated parts to misplace or scratch
- No batteries or sockets to fail or replace
- No metal parts to corrode



durable enough for your driveway  
discreet enough for your patio



## Pure White LED

IP4.100.500 1 watt LED 3000K  
4"(L) x .75"(W) x 2.0"(H)

IP6.100.500 2 watt LED 3000K  
6"(L) x .75"(W) x 2.0"(H)

IP8.100.500 2 watt LED 3000K  
8"(L) x .75"(W) x 2.0"(H)

## Ultrawarm White LED

IP4.100.550 .25 watt LED 2400K  
4"(L) x .75"(W) x 2.0"(H)

IP6.100.550 .50 watt LED 2400K  
6"(L) x .75"(W) x 2.0"(H)

IP8.100.550 .50 watt LED 2400K  
8"(L) x .75"(W) x 2.0"(H)

## Specifications

- Molded from UV resistant polycarbonate for durability
- Completely encapsulated integrated LED circuitry for long life
- Integrated strain relief
- 72" 18/2 wire for connection at perimeter of project
- Low voltage 12vAC operation
- Magnetic and electronic transformer compatible

IP67 rated

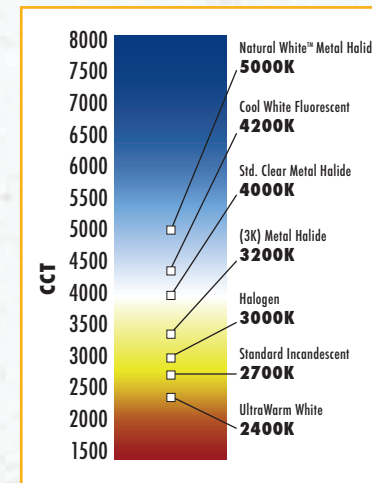


UL1838 low voltage landscape lighting

# Compare... our Xenon and State of the Art LED fixtures at a glance.




Hybrid AC technology provides compatibility with existing landscape systems without the need for additional drivers or electronics.



- Functional design and simple installation
- Compact low-profile for a discreet look during the day
- LEDs last up to 10x longer than Xenon bulbs
- LEDs use up to 75% less energy than conventional lighting
- No glass bulbs or elements to break
- Integral LED fixtures are safe to mount on all surfaces, including wooden decks
- Fully dimmable LED package
- Magnetic and electronic transformer compatible

	<b>IL6 Original</b>	<b>IL6 LED</b>	<b>IL4 LED</b>	<b>IL300 LED</b>	<b>IL600 LED</b>
	Page 15	Page 5	Page 3	Page 9	Page 11
Light Source	Xenon Lamp	Light Emitting Diode	Light Emitting Diode	Light Emitting Diode	Light Emitting Diode
Color Appearance	2800K	3000K	3000K	2400K	2400K
2700K Filter Option	NO	YES	YES	NO	NO
4200K Filter Option	NO	YES	YES	NO	NO
Voltage	12v AC	11.5v AC	11.5v AC	11.5v AC	11.5v AC
Life Expectancy	10,000 Hours	40,000 Hours	40,000 Hours	40,000 Hours	40,000 Hours
Brightness in Lumens	120 Lumen	120 Lumen	60 Lumen	40 Lumen	80 Lumen
Brightness Common Factor	11.5 Watts	10.0 Watts	5.0 Watts	4.0 Watts	8.0 Watts
Dimmable	YES	YES	YES	YES	YES
Energy Used	11.5 Watts	2.0 Watts	1.0 Watt	.25 Watt	.50 Watt



## Model/Finish

IL4.105.500 Solid Copper

IL4.125.500 Solid Brass

IL4.125a.500 Solid Antique Brass

IL4.150.500 Stainless Steel

IL4.200.500 Black

IL4.225.500 Bronze

IL4.250.500 Clay

IL4.275.500 Putty

IL4.300.500 Brick Red

IL4.325.500 White

IL4.350.500 Bone

IL4.375.500 Sand

IL4.400.500 Mud

IL4.425.500 Terracotta

IL4.450.500 Pebble

IL4.475.500 Stone

IL4.500.500 Slate

IL4.780.500 Light Concrete

IL4.790.500 Dark Concrete


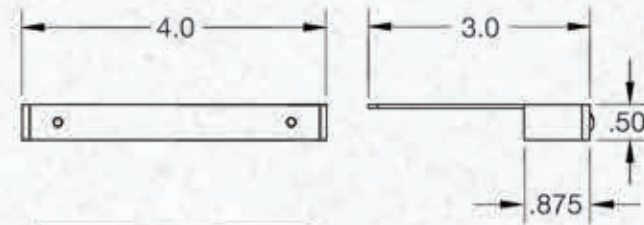
90 more custom colors to choose from at  
[integral-lighting.com](http://integral-lighting.com)

# IL4LED

the best way to illuminate tight spaces or create a subtle ambiance.



Model IL4.250.500 Clay finish



## Standard Construction

Dimensions: 4.0" wide x .50" height

Choose from 19 finishes

Faceplates heavy duty and field replaceable

- Aluminum .090 thick alloy 5052T
- Solid Copper or Brass .090 thick
- Stainless Steel 18g alloy 304

6-32 slotted brass or stainless steel screws

Self leveling insert is Heavy 18 gauge

304 Stainless Steel

Holes threaded to insert plate

UL1838 Listed Product

## Electrical Details

1.0 watt LED package

3000K white output

Filters available for 2700K or 4200K

Life expectancy up to 40,000 hours

Output similar to 5 watts

Low voltage/12 volt AC operation

Compatible with all low voltage lighting systems

72" long 18/2 leads for connection

Magnetic and electronic transformer compatible

## LED color output options



3000K our original white  
order as listed



2700K incandescent look and feel  
add suffix .200 to model number






















4200K cool white  
add suffix .400 to model number



IL4 LED specifications



## Model/Finish

-  IL6.105.500 Solid Copper
-  IL6.125.500 Solid Brass
-  IL6.125a.500 Solid Antique Brass
-  IL6.150.500 Stainless Steel
-  IL6.200.500 Black
-  IL6.225.500 Bronze
-  IL6.250.500 Clay
-  IL6.275.500 Putty
-  IL6.300.500 Brick Red
-  IL6.325.500 White
-  IL6.350.500 Bone
-  IL6.375.500 Sand
-  IL6.400.500 Mud
-  IL6.425.500 Terracotta
-  IL6.450.500 Pebble
-  IL6.475.500 Stone
-  IL6.500.500 Slate
-  IL6.780.500 Light Concrete
-  IL6.790.500 Dark Concrete

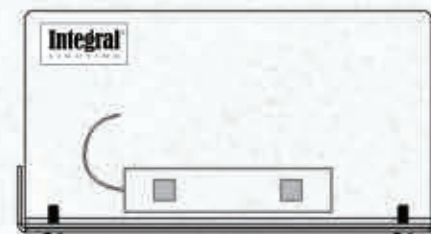
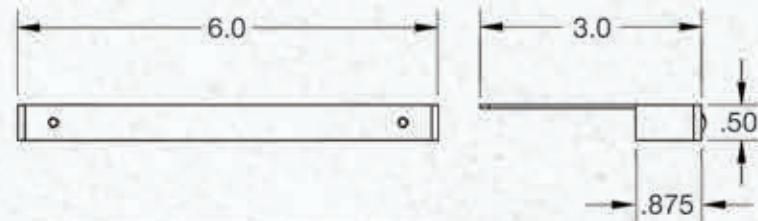
90 more custom colors to choose from at [integral-lighting.com](http://integral-lighting.com)

# IL6LED

our most popular fixture, equipped with an ultra-efficient LED package.



Model IL6.225.500 Bronze finish



## Standard Construction

Dimensions: 6.0" wide x .50" height

Choose from 19 finishes

Faceplates heavy duty and field replaceable

- Aluminum .090 thick alloy 5052T
- Solid Copper or Brass .090 thick
- Stainless Steel 18g alloy 304

6-32 slotted brass or stainless steel screws

Self leveling insert is Heavy 18 gauge  
304 Stainless Steel

Holes threaded to insert plate

UL1838 Listed Product

## Electrical Details

2.0 watt LED package

3000K white output

Filters available for 2700K or 4200K

Life expectancy up to 40,000 hours

Output similar to 10 watts


Low voltage/12 volt AC operation

Compatible with all low voltage  
lighting systems

72" long 18/2 leads for connection

Magnetic and electronic transformer  
compatible

## LED color output options



**3000K** our original white  
order as listed



**2700K** incandescent look and feel  
add suffix .200 to model number



**4200K** cool white  
add suffix .400 to model number



IL6 LED specifications



# Integral Lighting... solutions to create an elegant outdoor living space.



Learn more about our company at [integral-lighting.com](http://integral-lighting.com).



## Model/Finish



IL300.700.xxx Carbon



IL300.710.xxx Textured Bronze



IL300.720.xxx Cinder




IL300.730.xxx Platinum



IL300.740.xxx Mineral



IL300.750.xxx Terra



IL300.760.xxx Dirt



IL300.770.xxx Sandstone



IL300.780.xxx Light Concrete



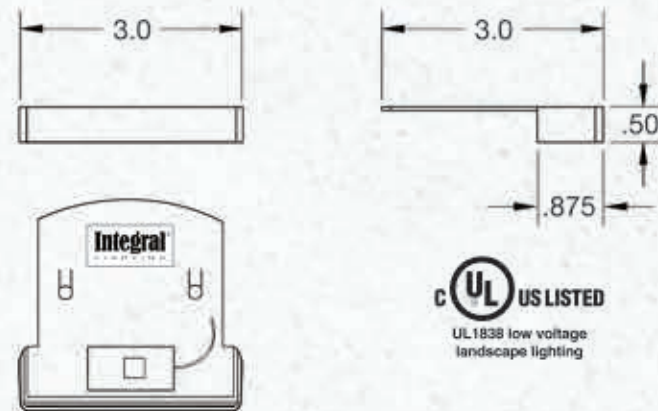
IL300.790.xxx Dark Concrete

# IL300LED

our most compact fixture, designed to disappear until you need it.



Model IL300.740.550 Mineral finish



## Standard Construction

Dimensions: 3.0" wide x .50" height

Choose from 10 finishes

Stainless Steel 20g alloy 304 unibody construction

Mono-color polyester powder coat

Integrated cleats for easy retrofits

Mechanically fastened LED package

UL 1838 Listed Product

## Electrical Details

Ultra-efficient LED package

Choose from 2400K or 3000K output

Life expectancy up to 40,000 hours

Fully dimmable LEDs

Low voltage/12 volt AC operation

Compatible with all low voltage lighting systems


72" long 18/2 leads for connection

Magnetic and electronic power supply compatible

## LED color output options



**2400K** ultrawarm white  
order with suffix.550  
.25 watt LED package  
Output similar to 4.0 watts



**3000K** our original white  
order with suffix.500  
1.0 watt LED package  
Output similar to 5.0 watts



IL300 LED specifications





## Model/Finish



IL600.700.xxx Carbon



IL600.710.xxx Textured Bronze



IL600.720.xxx Cinder



IL600.730.xxx Platinum



IL600.740.xxx Mineral



IL600.750.xxx Terra



IL600.760.xxx Dirt



IL600.770.xxx Sandstone



IL600.780.xxx Light Concrete



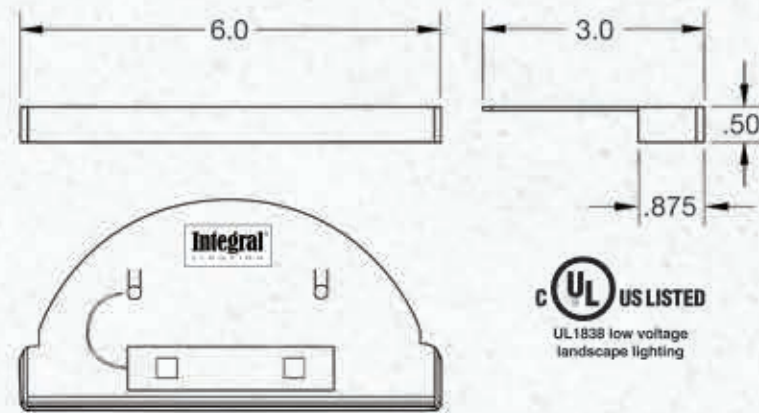
IL600.790.xxx Dark Concrete

# IL600LED

the most versatile fixture on the market, perfect for existing hardscapes.



Model IL600.780.550 Light Concrete finish



## Standard Construction

Dimensions: 6.0" wide x .50" height

Choose from 10 finishes

Stainless Steel 18g alloy 304  
unibody construction

Mono-color polyester powder coat

Integrated cleats for easy retrofits

Mechanically fastened LED package

UL 1838 Listed Product

## Electrical Details

Ultra-efficient LED package

Choose from 2400K or 3000K output

Life expectancy up to 40,000 hours

Fully dimmable LEDs

Low voltage/12 volt AC operation

Compatible with all low voltage  
lighting systems


72" long 18/2 leads for connection

Magnetic and electronic power supply  
compatible

## LED color output options




**2400K** ultrawarm white  
order with suffix.550  
.50 watt LED package  
Output similar to 8.0 watts



**3000K** our original white  
order with suffix.500  
2.0 watt LED package  
Output similar to 10.0 watts




IL600 LED specifications



Create... a backyard escape so you never have to leave town.



Visit [integral-lighting.com](http://integral-lighting.com) for more lighting ideas.



## Model/Finish

IL6.105 Solid Copper

IL6.125 Solid Brass

IL6.125a Solid Antique Brass

IL6.150 Stainless Steel

IL6.200 Black

IL6.225 Bronze

IL6.250 Clay

IL6.275 Putty

IL6.300 Brick Red

IL6.325 White

IL6.350 Bone

IL6.375 Sand

IL6.400 Mud

IL6.425 Terracotta

IL6.450 Pebble

IL6.475 Stone

IL6.500 Slate

IL6.780 Light Concrete

IL6.790 Dark Concrete

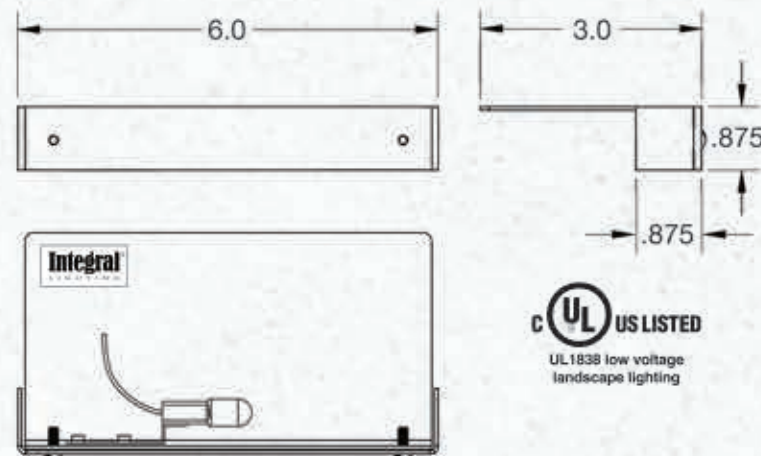
90 more custom colors to choose from at  
[integral-lighting.com](http://integral-lighting.com)

# IL6Xenon

our "original" fixture that started the hardscape lighting revolution.



Model IL6.350 Bone finish



## Standard Construction

Dimensions: 6.0" wide x .875" height

Choose from 19 finishes

Faceplates heavy duty and field replaceable

- Aluminum .090 thick alloy 5052T
- Solid Copper or Brass .090 thick
- Stainless Steel 18g alloy 304

6-32 slotted brass or stainless steel screws

Self leveling insert is Heavy 18 gauge  
304 Stainless Steel

Holes threaded to insert plate

UL1838 Listed Product

## Electrical Details

Nylon socket with brass contacts

Long Life 11.5 watt Xenon lamp included

72" long 18/2 leads for connection

Lower wattage lamp may be used

Transformer required

Low voltage/12 volt AC operation

Compatible with existing 12v systems

For use with hardscapes only

### Xenon color output



Long Life Xenon Bulb



LED replacement lamp  
now available in white and warm white  
See page 29 for more information



IL6 Xenon specifications



# Model/Finish


Xenon models: delete ".500" from item no.



IL18.105.500 Solid Copper



IL18.125.500 Solid Brass




IL18.125a.500 Solid Antique Brass



IL18.150.500 Stainless Steel



IL18.200.500 Black



IL18.225.500 Bronze



IL18.250.500 Clay




IL18.275.500 Putty



IL18.300.500 Brick Red




IL18.325.500 White




IL18.350.500 Bone




IL18.375.500 Sand




IL18.400.500 Mud




IL18.425.500 Terracotta



IL18.450.500 Pebble



IL18.475.500 Stone



IL18.500.500 Slate



IL18.780.500 Light Concrete



IL18.790.500 Dark Concrete

90 more custom colors to choose from at [integral-lighting.com](http://integral-lighting.com)

# IL18

available with dual Long Life Xenon bulbs or ultra-efficient LED packages.



Model IL18.250 Clay finish

Model IL18.375.500 Sand finish


## Standard Construction

- Dimensions: 18.0" wide x .875" height (LED version: .5" height)
- Choose from 19 finishes
- Faceplates heavy duty and field replaceable
  - Aluminum .090 thick alloy 5052T
  - Solid Copper or Brass .090 thick
  - Stainless Steel 18g alloy 304
- 6-32 slotted brass or stainless steel screws
- Self leveling insert is Heavy 18 gauge 304 Stainless Steel
- Holes threaded to insert plate
- UL1838 Listed Product

## Electrical Details

- ### LED
- Dual 2.0 watt LED packages
  - 3000K white output
  - Filters available for 2700K or 4200K
  - Life expectancy up to 40,000 hours
  - Output similar to 20 watts
  - Low voltage/12 volt AC operation
  - Compatible with all AC low voltage systems
  - 72" long 18/2 leads for connection
- ### Xenon
- Nylon socket with brass contacts
  - Long Life 11.5 watt Xenon lamps included (lower wattage lamps may be used)
  - Transformer required


### LED color output options



3000K our original white order as listed



2700K incandescent look and feel add suffix .200 to model number



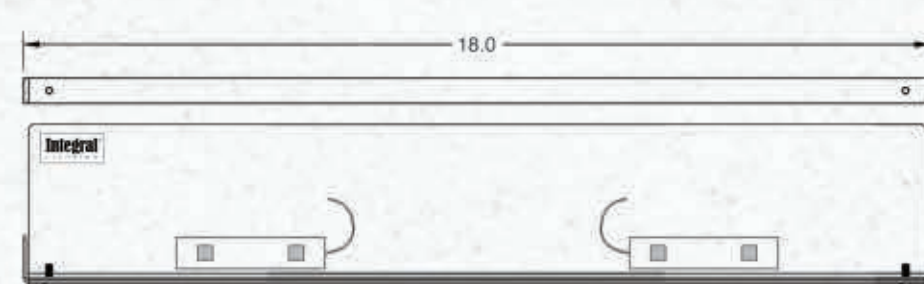

4200K cool white add suffix .400 to model number



IL18 LED specifications



IL18 Xenon specifications



# Lighting...

built to last the lifetime of your hardscape.



Find the perfect fixture for your project at [integral-lighting.com](http://integral-lighting.com).



# Model/Finish


Xenon models: delete ".500" from item no.



PL24.105.500 Solid Copper



PL24.125.500 Solid Brass




PL24.125a.500 Solid Antique Brass



PL24.150.500 Stainless Steel



PL24.200.500 Black



PL24.225.500 Bronze



PL24.250.500 Clay




PL24.275.500 Putty



PL24.300.500 Brick Red



PL24.325.500 White



PL24.350.500 Bone



PL24.375.500 Sand




PL24.400.500 Mud



PL24.425.500 Terracotta



PL24.450.500 Pebble



PL24.475.500 Stone



PL24.500.500 Slate



PL24.780.500 Light Concrete



PL24.790.500 Dark Concrete

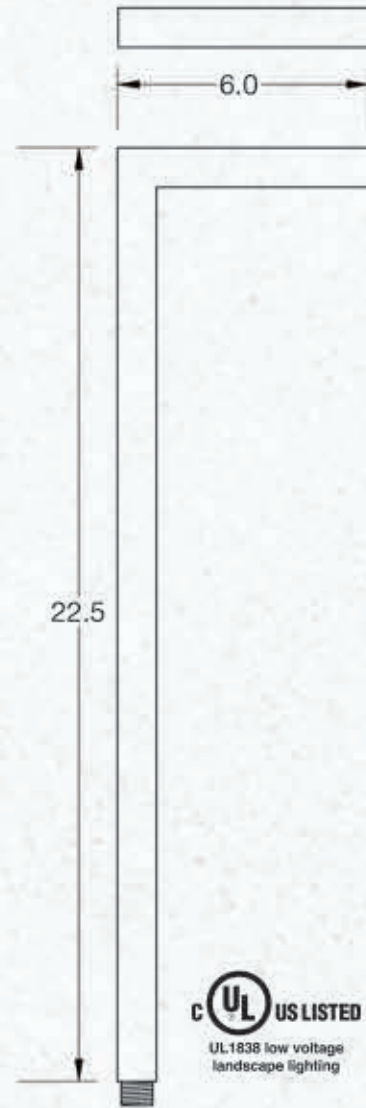
90 more custom colors to choose from at [integral-lighting.com](http://integral-lighting.com)

# PL24

compliment your project with our simple and sleek paver accent light.



Model PL24.225 Bronze finish



## Standard Construction

Dimensions: 24.0" height x 6.0" width  
 Choose from 19 finishes  
 Stainless Steel reflector and spade stake  
 Tubing heavy duty

- Aluminum .090 thick alloy 6061
- Solid Copper or Brass
- Stainless Steel 18g alloy 304

UL1838 Listed Product



PL24 LED (underside view)

## Electrical Details

**LED**  
 3.0 watt LED package  
 3000K white output  
 Filters available for 2700K or 4200K  
 Life expectancy up to 40,000 hours  
 Output similar to 15 watts  
 Low voltage/12 volt AC operation  
 Compatible with all low voltage lighting systems  
 72" long 18/2 leads for connection  
 Magnetic and electronic transformer compatible

**Xenon**  
 Nylon wedge base socket with brass contacts  
 Long Life 18 watt Xenon lamp included



PL24 LED specifications



PL24 Xenon specifications

## LED color output options



3000K our original white order as listed



2700K incandescent look and feel add suffix .200 to model number



4200K cool white add suffix .400 to model number



# DL Series

lighting designed specifically for traditional or modern railings, steps and decks.

Our DL series is perfect for installations in traditional or modern railings, steps and decks. These fixtures were designed to be compact, concealed and coordinate seamlessly with your hardscape installation.

## DL3 & DL4 Electrical Details

- 1.0 watt LED package
- 3000K white output
- Filters available for 2700K or 4200K
- Life expectancy up to 40,000 hours
- Output similar to 5 watts
- Fully dimmable LEDs
- Low voltage/12 volt AC operation
- Compatible with all low voltage lighting systems
- 72" long 18/2 leads for connection
- Magnetic and electronic transformer compatible



UL1838 low voltage landscape lighting

LED color output options



- 3000K our original white order as listed
- 2700K incandescent look and feel add suffix .200 to model no.
- 4200K cool white add suffix .400 to model no.



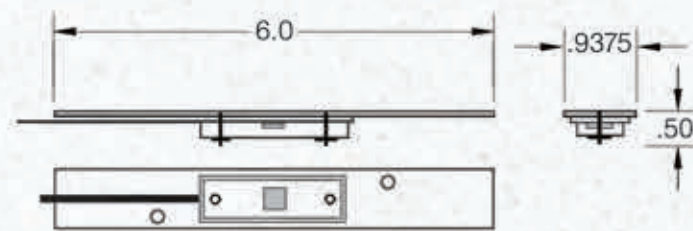
## Model DL3.100.500

designed to be used in between balusters without a shroud

15/16" width fits baluster spacings 2" thru 4"

Fixture held in place during rail assembly without fasteners

Able to be completely recessed for concealment in many modern deck systems



DL3.100.500 specifications



## Model DL3.xxx.500

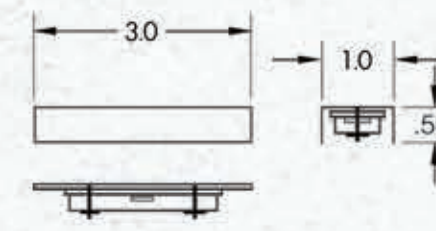
designed to be used with or without color-coordinated shroud

3" width x 1/2" height x 7/8" depth

Use with color coordinated shroud when unable to mount in rail cavity

All parts are 316 Stainless Steel for durability

Available in 18 finishes



DL3 LED specifications



## Model DL4.xxx.500

perfect for illuminating steps and risers

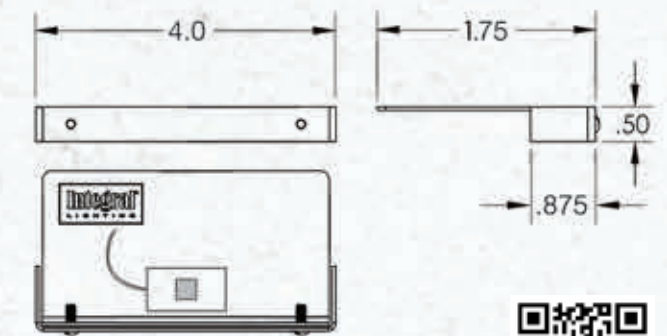
4" width x 1/2" height x 7/8" depth

Faceplates heavy duty and field replaceable

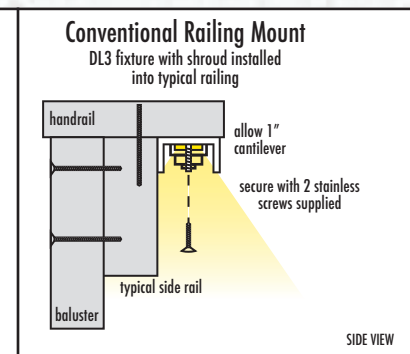
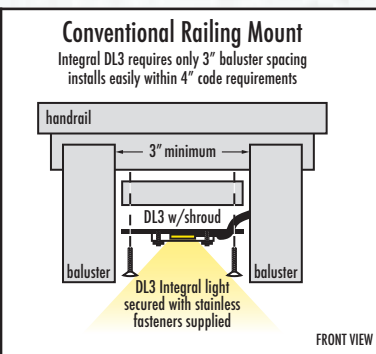
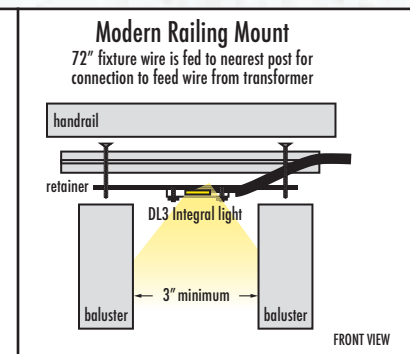
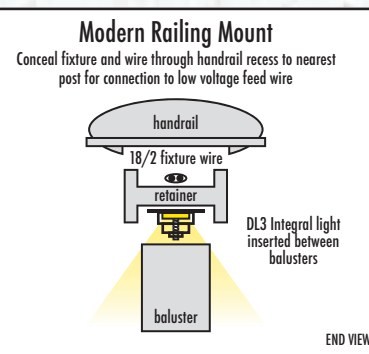
6-32 slotted stainless steel screws

Insert is 316 24g Stainless Steel

Available in 18 finishes



DL4 LED specifications



# LED Upgrades...

for your **incandescent fixtures**

## LED Replacement Lamp...



- 12vAC T5 Wedge Base Lamp
- 1.0 watt consumption
- 10.0 watt equivalent output
- 360 degree light distribution

IL200.180 (3000K pure white output)

IL200.185 (2700K warm white output)

## LED Module Upgrade Kit...



Our energy efficient LED module installs easily into your existing Integral hardscape fixtures with Stainless Steel fasteners for a professional installation.


- Choose from 2700K, 3000K, or 4200K color output
- Energy efficient hybrid 12v AC technology
- Hardware and instructions included

IL200.205 (1.0w consumption/5.0w output)


IL200.210 (2.0w consumption/10.0w output)

# LED Filters...

customize your **color output** to your unique style and project




**Original Pure White**  
3000K



**LED Filter .200**

2700K incandescent white equivalent

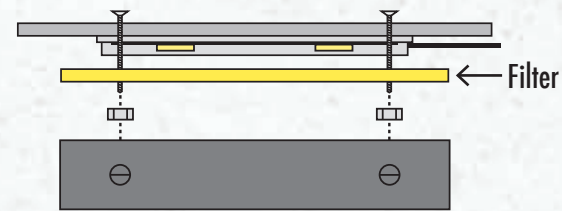


**LED Filter .400**

4200K cool white equivalent

Ordering sample: IL6.225.500.400

(6" length/bronze finish/LED/4200K)



\*addition of filter option may slightly reduce light output

# The Integrator...

our solution for **easy installation** in mortared walls



IL200.650 6" insert plate

IL200.651 18" insert plate

IL200.652 4" insert plate

Preinstall our insert and eliminate the headache in four easy steps. 1. Mount insert plate 2. Mortar cap stones 3. Insert fixture 4. Make electrical connections

- Stainless steel insert supplied with fasteners
- Flexible conduit attached for easy connection behind wall
- Maintains alignment and level fixture for final installation
- Designed for 1/2" mortar bed
- Fixture inserts easily after mortared cap is installed

**Perfect with brick, bluestone, stucco, cap stones, travertine, precast concrete**

# Accessories...

for a **professional installation** each and every time

## Professional Series Transformers

- Timer or photocell ready
- Stainless Steel housing
- Multi-tap 12/13/14/15 volts
- 150w and 300w magnetic

IL200.561 (150w)

IL200.563 (300w)

IL200.565 (timer plug-in)

IL200.566 (photocell plug-in)



## Low Voltage Power Supply

- Interval timer and photocell
- Resin housing
- 60w and 150w magnetic


IL200.500 (60w)

IL200.552 (150w)

## LED Transformer

- Interval timer and photocell
- Resin housing
- 60w electronic
- Powers 1-15 LED fixtures and adjusts automatically to deliver 11.5 volts


IL200.515 (60w)





# Install...

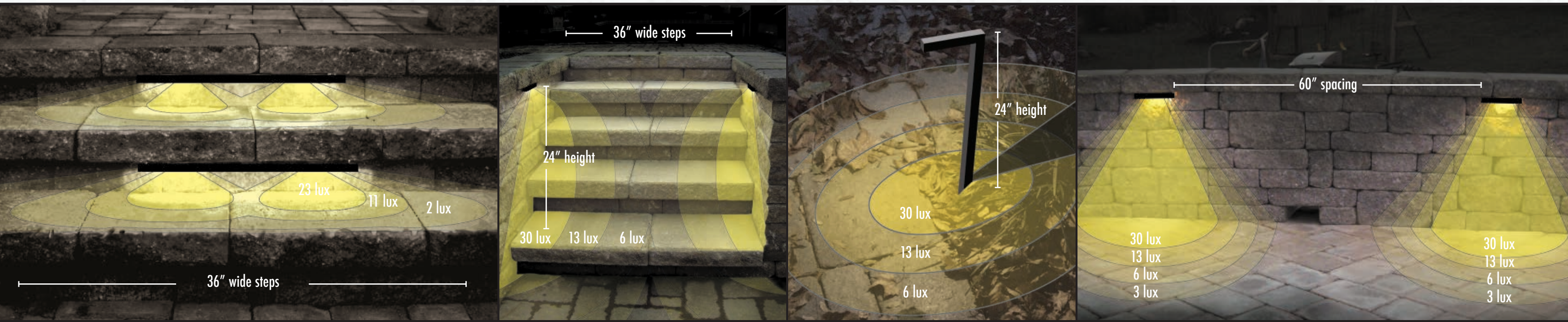
our complete Installation Guide is available at [integral-lighting.com](http://integral-lighting.com).



Our fixtures are designed to install easily into new construction or existing hardscapes.

# Illuminate...

what you can expect when the sun goes down.



**IL18.xxx**  
installed under stone tread

**IL6.xxx**  
installed under stone cap

**PL24.xxx** paver accent light

**IL6.xxx** installed under stone cap

### notes about our lighting specifications

Illumination measurement of light generated... Conversion: approx. 1 footcandle = .0929 lux. Information supplied is based on using a 10 watt Xenon Lamp powered at 12.0 volts. Light output is similar when using our energy efficient LED. Your illumination may vary based on color of hardscape material due to reflectance factors. Measurements are approximate.



Installation Guide

## A different kind of company...

Whether you're transforming your backyard into an outdoor living area or installing ambiance into existing hardscapes, nothing compares to Integral Lighting. Our fixtures are a combination of clean design, easy installation and non-corrosive components, ensuring your lights last the lifetime of your hardscape.

Recognizing that every installation is unique, we offer more fixture options than any other company ...

- 13 individual models with many options
- Over 100 durable finishes to match any hardscape
- 4 LED color outputs

Our company values shine in every fixture we build and every service we provide. As an intentionally small Pennsylvania company, we have remained committed as an American manufacturer for over 25 years. This strategy allows us to pass along benefits that multinational companies cannot offer.

- Same day shipping
- Live toll free technical help
- Design and installation assistance
- Mobile text support
- Online replacement parts
- Lifetime Limited Warranty

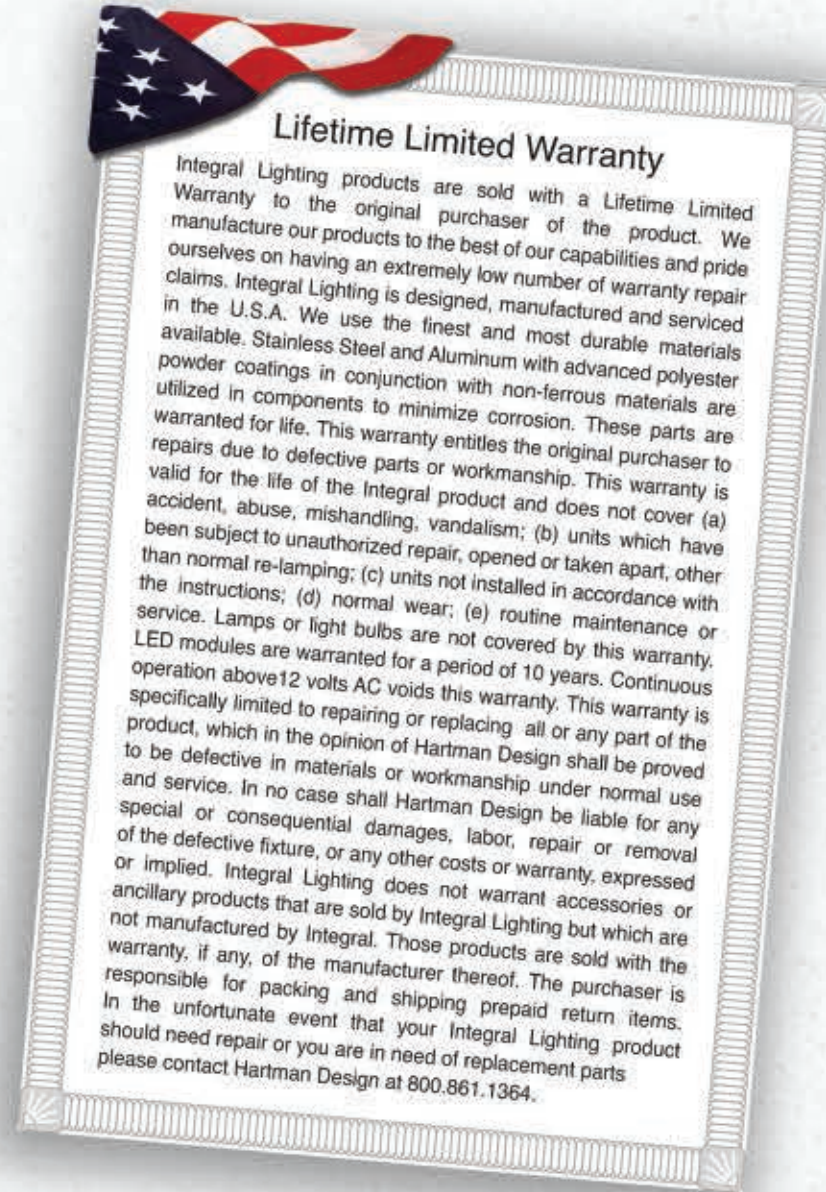
We realize you have a choice in hardscape lighting and we are thrilled Integral Lighting remains your #1 choice.

Your satisfaction is guaranteed.

Thank you to the distributors, contractors and designers who have contributed their creative works to make this brochure possible.

**Integral**  
LIGHTING

## Our guarantee to you...



## Guaranteed Lifetime Service

We make it simple for you to obtain no hassle service and extend our LED warranty to 15 years.

Registration is validated in minutes online or by calling 800.861.1364.

## Over 100 Finishes...

27 in stock for **same day shipping**

90 more **custom colors** to choose from at [integral-lighting.com](http://integral-lighting.com)

Our finishing process... We utilize a state of the art, eight step pretreatment process to ensure that you end up with only the finest product. Most pretreatment processes do not remove enough particulates to ensure maximum adhesion. Our pretreatment processes and final rinse of filtered freshwater ensures removal of earlier washes and particulates. Our powder coating process is PCI 3000 certified.

Having a difficult time deciding on the perfect finish for your project? Contact us today for free color samples.

## How may we help?

Call **800.861.1364** or visit [integral-lighting.com](http://integral-lighting.com) for design ideas, replacement parts, specification sheets, FAQs and more.



Solid Copper.105

Solid Brass.125

Solid Antique Brass.125a

Stainless Steel.150

Black.200

Bronze.225

Clay.250

Putty.275

Brick Red.300

White.325

Bone.350

Sand.375

Mud.400

Terracotta.425

Pebble.450

Stone.475

Slate.500

Carbon.700

Textured Bronze.710

Cinder.720

Platinum.730

Mineral.740

Terra.750

Dirt.760

Sandstone.770

Light Concrete.780

Dark Concrete.790

90 more custom colors to choose from at [integral-lighting.com](http://integral-lighting.com)

# Integral<sup>®</sup>

L I G H T I N G

51 North Elm Street  
Wernersville, PA 19565

Phone: 800.861.1364

Fax: 800.388.2898

[integral-lighting.com](http://integral-lighting.com)

a Hartman Design Brand

- Expertise
- Quality
- Reliability
- Service
- Manufactured in the U.S.A.



Integral Lighting Catalog

Represented by



Integral Lighting and Pavelux are registered trademarks  
of Hartman Design Inc.

Patents [www.integral-lighting.com/patents](http://www.integral-lighting.com/patents)  
Other Patents Pending

We reserve the right to incorporate changes and innovations  
which do not affect the performance of our products  
copyright 2017 Hartman Design Inc.

