

DUBLIN COBBLE 3-PIECE & LARGE SQUARE

Paver




PEDESTRIAN	LIGHT TRAFFIC	REGULAR TRAFFIC	HEAVY TRAFFIC	PERMEABLE	ADA	COLORGUARD PROCESS	TEXTUREGUARD PROCESS	FINISHES					
								SHOT BLAST	SHOT BLAST SEALED	GROUND FACE	GROUND FACE SEALED	SMOOTH	TUMBLED/ ANTIQUED
✓	✓	✓	✓			✓		✓	✓		✓		✓

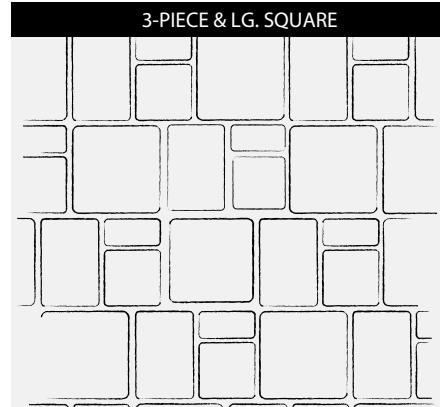
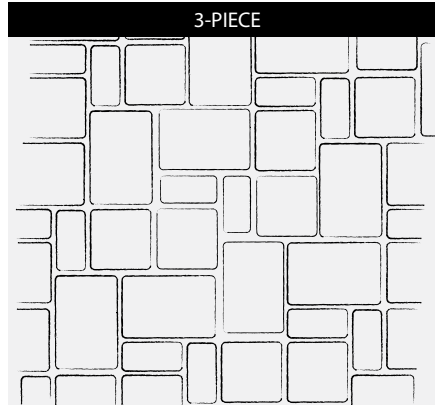
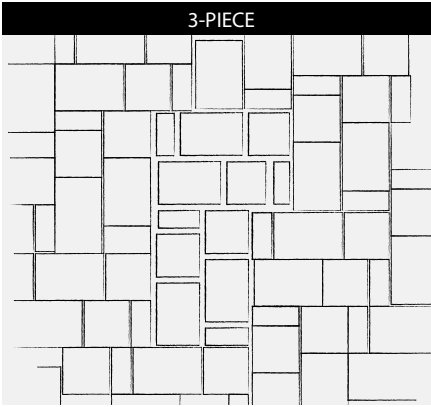
PRODUCT SPECIFICATIONS

3-Piece Modular	
6 x 3 x 2 3/8	
6 x 6 x 2 3/8	
6 x 9 x 2 3/8	


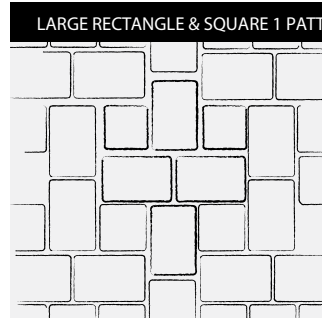
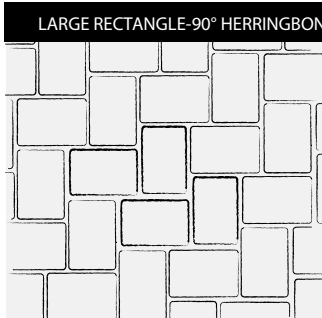
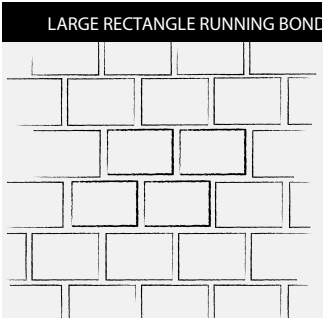
Large Square	
9 x 9 x 2 3/8	



DUBLIN COBBLE 3-PIECE LAYING GUIDE



DUBLIN COBBLE LARGE SQUARE LAYING GUIDE



For more pattern options visit belgard.com/products/pavers

PALLET INFORMATION / ESTIMATING CHART

3-PIECE MODULAR

Unit Size	SqFt/ Pallet	SqFt/ Layer	Layers/ Pallet	Units/ Pallet	Units/ Layer	LnFt/ Pallet (Soldier)	LnFt/ Pallet (Sailor)	Units/ SqFt	SqFt/ Unit	Weight/ Layer	Weight/ Pallet
Twinkie	21	1.91	-	176	16	44	88	8.00	.125	-	-
Square	43	3.9	-	176	16	88	88	4.00	.250	-	-
Rectangle	64	5.8	-	176	16	88	132	2.66	.375	-	-
TOTAL	128	11.63	11	528	48	-	308	-	-	325 lbs	3570 lbs

LARGE SQUARE

SqFt/ Pallet	SqFt/ Section	Sections/ Pallet	Units/ Pallet	Units/ Section	LnFt/ Pallet	LnFt/ Section	Units/ SqFt	SqFt/ Unit	Weight/ Section	Weight/ Pallet
120	10.9	11	220	20	165	165	1.835	.547	287 lbs	3554 lbs